



[www.seajayboats.com.au](http://www.seajayboats.com.au)

EDITION 17.2

# DELUXE BOATS





# Commitment

Sea Jay bring their product to you with personal pride and trust you will enjoy many memorable moments on some of the best waterways this country has to offer.

Only the highest quality marine grade aluminium and components are used to construct one of the most robust range of boats with a quality of finish enviable of other brands on the market today.

What a better way to relax by GETTING AMONGST IT in a quality Sea Jay Aluminium Boat you can rely on and trust.



Sea Jay Aluminium Boats is a family company founded by Col and Janelle Glass in 1989.

Sea Jay Boats is a Family Company founded by Col & Janelle Glass, established in Bundaberg in 1989. Boating has always played a major part in the Glass family lives spanning over many years, the family have been proactive in many aspects of the boating culture, including recreational fishing, water skiing and ski racing in the early years. Manufacturing aluminium boats became a natural progression into the boating industry although they never dreamed their Sea Jay Aluminium Boats brand would one day become a household name sold throughout Australia.

Joining his parents with their passion Troy Glass became an employee of the company in 1999. Troy completed his apprenticeship within the industry and was appointed the R & D role in 2010 at which time also becoming a part owner of the family business. In 2013 Troy became Managing Director of the company. Currently Troy is the sole director of Sea Jay Boats working in conjunction with his wife Brooke, they are now at the helm of the operations.

Constantly growing since its inception, the Sea Jay Boats factory now spans 10,000m<sup>2</sup> and comprises of four separate factory buildings. This provides the necessary room to build the Sea Jay's pressed and plate range of aluminium boats.

# When Buying a Boat

Purchasing a new boat should be a time of excitement and anticipation. Every one is unique and has a range of wants and needs influencing the type of vessel most suited to them. If you have been involved in boating for numerous years you will be familiar with its many aspects and have a good idea on the specifications you are after.

However, if this is your first time purchasing a boat we would like to offer some basic advice to think about.

The very first thing to consider is what marine environment you are planning to use your new boat in. Will you be fishing lakes and impoundments? Maybe creeks and estuaries? Or perhaps offshore? The type of activities you plan to partake in also play an equally important role in the design and layout of the model you will choose. For instance, flicking lures will require a different layout than if you're objective is bottom fishing or just a day on the water.

Engine requirements also play an important part in your boat choice. Most boat manufacturers will usually list a recommended minimum and maximum horsepower rating as well as engine weight on each model of boat. While you can not legally exceed the maximum horsepower rating, under powering a boat can also be detrimental to overall performance and safety. Some factors to take into account are as follows:-

- Weight of the boat
- Amount of fuel onboard
- How many people onboard
- Weight of accessories
- Distance to and from destination

Hull performance can be spoilt by an incorrectly fitted or trimmed engine. If you are new to boating and have had little experience with outboard engines, your dealer will guide you with the correct engine transom position and explain about motor trimming. In this instance going for a water test is also strongly advisable.

While the model and engine horsepower must be considered if you intend to carry a big load, how the load is distributed is equally important. Too much weight in one area may compromise the boats performance and safety on the water.

Choosing a new trailer is just as significant as choosing a suitable boat and engine. The specifications of a trailer can vary considerably but should be able to accommodate the weight of the boat, engine, a full tank of fuel and any other equipment that would normally be brought along. Incorrect trailer set up is one of the major causes of boat damage, so it is important when deciding on a trailer to consider several factors:-

- The distance you will be traveling
- The type of road surface you will be towing on
- Where the boat will be launched
- Vehicle towing capacity
- Hull type (e.g. Pressed or Plate bottoms)
- Hull weight

Remember, do not be afraid to ask questions, it is crucial that you are happy with all information sourced, after all this is your dream purchase so it is important to purchase wisely. Another hint for those new to boating or even if you wish to be up to date with current boating guidelines, is to obtain a Transport Department Marine Safety Hand book, so as to always play safe on our waterways.

We hope the information we have provided helps you along in your decision process when purchasing a new boat or boat package. Boating is a terrific past time that can be enjoyed by all ages and purchasing a new boat should definitely be part of it.

Hope to see you on the water soon.....

*Happy Boating!*



## CONTENTS

<b>SWIFT - V NOSE</b>	6
<b>STEALTH - V NOSE</b>	7
<b>ALLROUNDER - OPEN BOAT</b>	8
<b>NAVIGATOR - CONSOLE</b>	9
<b>RANGER - OPEN BOAT TILLER</b>	10
<b>RANGER SPORTS - CONSOLE</b>	11
<b>AVENGER - OPEN BOAT TILLER</b>	12
<b>AVENGER SPORTS - CONSOLE</b>	13
<b>AVENGER RS - CONSOLE / SPORTS</b>	14
<b>TERRITORY NEXGEN - CONSOLE</b>	15
<b>VELOCITY SPORTS TD - CONSOLE</b>	16
<b>VELOCITY SPORTS - CONSOLE</b>	17
<b>VISION - CONSOLE</b>	18
<b>BAY SEEKER - RUNABOUT</b>	20
<b>CRUSADER - RUNABOUT</b>	21
<b>WANDERER - BOWRIDER</b>	22
<b>TITAN - WALK AROUND CAB</b>	23
<b>ODYSSEY - CABIN</b>	24
<b>TROJAN - CABIN</b>	25
<b>TROJAN HT - CABIN</b>	26
<b>PINSTRIPES, COLOURS &amp; DIMENSIONS</b>	29
<b>VINYL WRAP DESIGNS</b>	30
<b>TRAILERS</b>	31
<b>ACCESSORIES</b>	32
<b>WARRANTY</b>	34
<b>GENERAL MAINTENANCE</b>	35



Further Sea Jay Models available in the Sea Jay Open Boats Catalogue. Please ask your dealer or contact the factory for a copy. Brochure Downloads are also available on the website.

## SEA JAY ADVANTAGE

---

With over 70 models to choose from ranging in size from 3.15m to 6.7m Sea Jay has models to cover all boating enthusiasts. Our boats are made to the highest level of workmanship and come with Quality fittings and various options. Due to the quality of build you can also rest assured that with Sea Jay you are buying a boat that not only looks good but also has great Stability and Performance. High side and wide beams are available ensuring strength, protection and the all important space you require. Whether you are new to the water ways, a seasoned pro, expert fisherman or recreational boatie, Sea Jay will have a model for you. Models also available for the commercial sector.



## QUALITY & WORKMANSHIP

---

- Quality and pride in workmanship is an important aspect of the manufacturing process.
- Sea Jay ensures employees build their product with the pride of workmanship they would expect in a boat of their own. This motto is carried through the entire manufacturing process.
- Sea Jay employees receive on the job training by qualified personnel.
- A quality checking system is in place to check material and product at each stage throughout the manufacturing process. All attempts are made to provide a quality product to enter the market place.



# Performance



## NEXGEN - ADRENALIN HULL

The Name Adrenalin Hull has been chosen to promote the features of this hull, as something that will give an "Adrenalin Rush". Whilst speed is not synonymous with fishing boats, the most horsepower available often is, together with a good performing hull.

### DESIGN FEATURES

The Adrenalin model has a much broader beam which in turn gives more water displacement and hence enables the horsepower rating to be increased, together with the reverse chine

feature to enhance stability.

As with all our Sea Jay Models we strive for excellent riding and good stability – this has certainly been achieved with the Adrenalin Hull with the performance of this hull giving the ultimate "Adrenalin Rush".

With features outlined:

- Deeper V - Sharper Entry
- Wide Beam - Increase HP
- Excellent Ride - Great control when turning



## SAMURAI HULL

### DESIGNED WITH SAMURAI PRECISION

Designed with precision and accuracy using the latest 3D performance modelling software we are confident that our Samurai Hull delivers superior ride slicing through choppy water and planning efficiently requiring less horsepower.

### FASTER AND MORE EFFICIENT

The Samurai Hull is designed with increased rising deadrise forming a sharper entry improving the ride. The waterline width has been increased creating a larger surface area providing faster lift onto the plane and top end speeds. With a raised sheer line or swept bow the internal room in this hull has been increased providing higher safer

sides.

### LIKE A SAMURAI SWORD!

This new hull delivers a faster more economical performance and improved ride through its design specification, which includes our reverse chine. Slicing through choppy water, faster planning whilst providing optimal stability to fish at rest this boat boasts:

- Increased rising deadrise (sharper entry) –improved ride!
- Increased waterline width (greater planning surface area) – faster planning!
- Increased reverse chine – an even drier ride with maximum stability!
- Swept bow – increased depth of sides!



## ULTIMATE EDGE 2

The UE2 Transom gives the perfect Ultimate edge and is available on models where you see this logo, always a popular style transom and now with added features:

- High back motor well

- Plenty of Space for storage
- Large boarding platforms for easy access
- A Heavy duty ladder also fitted.
- Rear rails on the boarding platform for added security.

## REVERSE CHINE

A Reverse chine is incorporated in Sea Jay models 4.48 and above, with five significance points of difference:

- Enhanced stability as rest
- Deeper V creating a smoother ride

- Quicker on plane with minimal power
- Optimal fuel efficiency achieved
- Superior performance in handling & tracking



REVERSE CHINE

REVERSE CHINE

## RESEARCH & DEVELOPMENT

Our Research & Development department is responsible for innovations in products, design, construction and style. Completely managed at our factory, our R & D team are relentless in the pursuit of creating innovative new products to keep Sea Jay Aluminium Boats one step ahead of the competition. Some of the key elements focused on are as follows:

- New model research and advancement
- Source and incorporate new and innovative products
- Continual revision and enhancement of current models
- Refine and modernise production processes
- Acquire and learn new Technologies to improve hull design and function





For the latest & additional information on this model please visit [seajayboats.com.au/boats/swift/](http://seajayboats.com.au/boats/swift/) or scan the QR Code with your Smart Phone



SPECIFICATIONS	3.98 HS	4.18 HS	4.38 HS
Bottoms (mm)	2.0	3.0	3.0
Sides (mm)	1.6	2.5	2.5
Beam (m)	1.89	1.93	2.1
Depth (m)	0.88	1.05	1.105
LOA (m)	4.07	4.25	4.46
Floor Ribs	10	10	10
No. Of Persons	3	4	4
Weight Approx (kg)	225	291	335
Max Hp	30	40	50
Max Motor Weight (kg)	105	110	130

#### FEATURES

	3.98 HS	4.18 HS	4.38 HS
Anchor Cavity	✓	✓	✓
Bungs – 38mm	2	2	2
Cast Platform – Front To Bow / Hatches	2	2	2
Fuel Line Under Floor	✓	✓	✓
Full Floor – Carpeted Plywood	✓	✓	✓
Gunwhale Rubber Insert	✓	✓	✓
Handles – Rear	✓	✓	✓
Rod Holders (Plastic)	6	6	6
Side Pocket – Starboard Side Only	✓	✓	✓
Sounder Mount Plate	✓	✓	✓
Spray Chines	✓	✓	✓
Switch Panel Plate	✓	✓	✓
Tank Rack – Under Front Casting Platform	✓	✓	✓
Towing Eye – Double	✓	✓	✓
Transducer (Dual) Bracket	✓	✓	✓
Under Floor Flotation	✓	✓	✓
Wide Side Decks To Bow	✓	✓	✓

#### TRANSOM

	3.98 HS	4.18 HS	4.38 HS
Standard (L/S)	✓	✓	✓

#### RAILS

	3.98 HS	4.18 HS	4.38 HS
Bow – Short	✓	✓	✓
Rear	✓	✓	✓

#### SEATS

	3.98 HS	4.18 HS	4.38 HS
Standard Upholstered Folding Swivel	2	2	2
Seat Sockets	5	5	5

#### OPTIONS

	3.98 HS	4.18 HS	4.38 HS
Electric Motor Plate	opt	opt	opt

## SWIFT - V-NOSE

Our SWIFT range of V Nose Punts are for the angler who wants more useable features than just a pair of thwart seats and a rope shelf that most traditional dinghies have to offer. A full carpeted floor with (5) floor sockets allows for greater seat positioning and combined with a raised casting platform, gives 360° of fishable area. To keep the floor clutter free, a tank rack is located under the casting platform with a CE certified fuel line running under the floor to the transom. Wide side decks are also a standard feature that provide maximum strength and functionality.



SPECIFICATIONS	
	4.58
Bottoms (mm)	3.0
Plate Sides (mm)	3.0
Beam (m)	2.08
Depth (m)	1.05
Depth – Incl. Console (m)	1.49
LOA (m)	TBA
Floor Ribs	10
No. Of Persons	5
Weight Approx (kg)	435
Max Hp	75
Max Motor Weight (kg)	166
FEATURES	
Anchor Cavity	✓
Bungs 38mm	2
Casting Platform To Bow -Front / Carpeted / 2 Hatches	✓
Casting Platform – Rear / Carpeted / 3 Hatches	✓
Electric Motor Plate – Extended Off Gunwhale	✓
Floor – Carpeted Plywood	✓
Gunwhale Rubber Insert	✓
Inspection Port – Plastic	✓
Keel – External	✓
Live Well 90ltrs In Front Cast	✓
Low Floor Under Front Cast	✓
Low Floor Under Rear Cast	✓
Painting Inside & Out (White or Pipeline Grey)	✓
Pinstriping	✓
Rod Holders Plastic	4
Rope Cleat Under Coaming	✓
Side or Centre Console With Glovebox & Drink Holders Fitted	✓
Side Pockets	2
Spray Chines	✓
Steering – Mechanical (Alloy 3 spoke wheel)	✓
Transducer (Dual) Bracket	✓
Under Floor Flotation	✓
Wide Side Decks	✓
TRANSOM	
Fish Deck Transom L/S	✓
Transom Tie Down Lugs	✓
FUEL TANK	
Under Floor / Deck Fill (Ltr) / Sender	80
RAILS	
Low Profile Bow Rails	✓
Rear Rails	✓
SEATS	
Deluxe Upholstered Folding Swivel	2
Seat Sockets	4
ELECTRICAL	
Acc Pre Rig	✓
OPTIONS	
90ltr Live Well In Rear Cast	opt



For the latest & additional information on this model please visit [seajayboats.com.au/boats/stealth/](http://seajayboats.com.au/boats/stealth/) or scan the QR Code with your Smart Phone



## STEALTH - V-NOSE

Built for the avid sports angler, the Stealth offers a great fishing platform with large elevated casting decks with loads of storage space and incorporates the new Fish Deck Transom.

A wide body hull with high sides gives a greater internal volume on a stable platform.

The Stealth is ideally suited for in-shore bay and estuary fishing and is perfect for freshwater rivers and lakes. From bass to barra fishing and Murray Cod to Mangrove Jack work the Stealth has plenty to offer for a wide variety of applications.



For the latest & additional information on this model please visit [seajayboats.com.au/boats/allrounder/](http://seajayboats.com.au/boats/allrounder/) or scan the QR Code with your Smart Phone



## ALLROUNDER - SPECIALTY OPEN BOATS

The versatile Allrounder features the popular Adrenalin Hull. When trying to find a boat to suit many different estuary applications can be tough: however our ALLROUNDER models have made this choice easy. A full open floor creates a copious amount of room that carries fishing and camping essentials. An anchorwell together with the new feature of a bulkhead with opening, as well as one long side pocket that gives additional storage options. A rear cast platform also provides a spot for fuel tanks and a battery. Topped off with wide side decks for strength (and a place to fit rod holders), with many seat pedestals positions and a rear step & rail for ease of entry. As the name says this is a real ALLROUNDER.

SPECIFICATIONS	4.28	4.48	4.68
Bottoms (mm)	3.0	3.0	3.0
Plate Sides (mm)	2.5	3.0	3.0
Beam (m)	2.08	2.12	2.24
Depth (m)	1.05	1.08	1.14
LOA (m)	4.53	4.61	5.24
Floor Ribs	8	9	11
No. Of Persons	4	4	5
Weight Approx (kg)	280	294	331
Max Hp	50	50	60
Max Motor Weight (kg)	130	130	130

### FEATURES

ADRENALINE HULL	✓	✓	✓
Anchor Well - Plastic	✓	✓	✓
Bollard -Front	✓	✓	✓
Bungs - Plastic	2	2	2
Carpeted Tank Rack In Rear Cast	✓	✓	✓
Casting Platform - Rear / Carpeted / 2 Hatches	✓	✓	✓
Floor - Carpeted / Plywood	✓	✓	✓
Front Bulkhead With Opening	✓	✓	✓
Gunwhale Rubber Inserts	✓	✓	✓
Handles - Rear	✓	✓	✓
Keel - External	✓	✓	✓
Rear Step and Rail	✓	✓	✓
Reverse Chine	-	✓	✓
Rod Holders - Plastic	6	6	6
Side Pockets	1	1	1
Sounder Mount	✓	✓	✓
Splash Well	✓	✓	✓
Spray Chines	✓	✓	✓
Switch Panel Plate	✓	✓	✓
Towing Eye (Double)	✓	✓	✓
Transducer (Dual) Bracket	✓	✓	✓
Under Floor Flotation	✓	✓	✓
Wide Side Decks	✓	✓	✓

### TRANSOM

Standard Long Shaft	✓	✓	✓
Transom Tie Down Lugs	✓	✓	✓

### RAILS

Short Front Rails	✓	✓	✓
-------------------	---	---	---

### SEATS

Standard Upholstered Folding Swivel	3	3	3
Seat Sockets	5	5	5

[www.seajayboats.com.au](http://www.seajayboats.com.au)



SPECIFICATIONS	4.48	4.68
Bottoms (mm)	3.0	3.0
Plate Sides (mm)	3.0	3.0
Beam (m)	2.12	2.24
Depth (m)	1.08	1.14
Depth Inc Console (m)	1.91	1.96
LOA (m)	4.86	5.03
Floor Ribs	9	11
No. Of Persons	4	5
Weight Approx (kg)	318	352
Max Hp	60	75
Max Motor Weight (kg)	130	166

#### FEATURES

ADRENALIN HULL	✓	✓
Anchorwell	✓	✓
Bollard Front	✓	✓
Bulkhead Storage Front	✓	✓
Bungs -38mm	2	2
Console Centre with Screen and Shelf	✓	✓
Console has Drink Holders & Glove Box Fitted	✓	✓
Floor - Carpeted/Plywood	✓	✓
Gunwhale Rubber Inserts	✓	✓
Handles Rear	✓	✓
Keel - External	✓	✓
Rear Step And Rail	✓	✓
Reverse Chine	✓	✓
Rod Holders Plastic	6	6
Side Pockets	2	2
Spray Chines	✓	✓
Steering - Mechanical (3 spoke wheel)	✓	✓
Towing Eye (Double)	✓	✓
Transducer (Dual) Bracket	✓	✓
Under Floor Flootation	✓	✓
Wide Side Decks To Bow	✓	✓

#### TRANSOM

Motor Well	✓	✓
Transom Tie Down Lugs	✓	✓

#### RAILS

Short Front Rails	✓	✓
-------------------	---	---

#### SEATS

Standard Upholstered Folding Swivel	1	2
Seat Sockets	2	3
Upholstered Storage Box	✓	✓

#### OPTIONS

Painting	opt	opt
Acc Pre Rig	opt	opt
Fuel Tank	opt	opt



For the latest & additional information on this model please visit [seajayboats.com.au/boats/navigator/](http://seajayboats.com.au/boats/navigator/) or scan the QR Code with your Smart Phone




## NAVIGATOR - CONSOLE



The Navigator features our new Adrenalin hull and designed for the fisherman, this model is standard unpainted, however paint is always an option, and fitted with just the necessary features to keep the cockpit open for ease of movement around the boat. An ideal model for fishing, crabbing or prawning, your opinions are endless. A Seat/ Storage box is located behind the console for seating needs, together with folding Pedestal seats and three socket position for additional passengers. A motor well, wide side decks is featured, as well as an anchorwell & front bollard positioned in the foredeck. Side pockets for storage and a rear step and rail added for easy access. Many more features are listed in this section for this model.



For the latest & additional information on this model please visit [seajayboats.com.au/boats/ranger/](http://seajayboats.com.au/boats/ranger/) or scan the QR Code with your Smart Phone



## RANGER - SPECIALTY HEAVY DUTY

Designed to handle all the "TUFF STUFF" the Ranger is well suited for the pro fisherman and die-hard anglers.

Available in a 460 & 490 and incorporating the samurai hull which features a swept bow, reverse chine and a 4mm bottom, with both models featuring 3mm sides.

With the checker plate floor and 3 seat positions the deck can be opened up to give you the freedom to move comfortably about your boat as you reel in the big one!

SPECIFICATIONS	460
Bottoms 5083 Plate (mm)	4.0
Plate Sides (mm)	3.0
Beam (m)	2.35
Depth (m)	1.26
LOA (m)	5.1
Floor Ribs	10
No. Of Persons	5
Weight Approx (kg)	495
Max Hp - Tiller Steer	70
Max Motor Weight (kg) Tiller	166
Total Length Incl Trailer & Motor Approx (m)	6.15

### FEATURES

SAMURAI HULL	✓
Alloy Rod Holders	6
Alloy Scupper	2
Anchor Cavity	✓
Battery Tray In Front Hatch X 2	✓
Bollard - Front	✓
Bollard - Rear	2
Bow Sprit	✓
Bung Plastic (transom)	1
Capped Keel (50mm)	✓
Checkerplate Floor - Fully Welded	✓
Casting Platform With 1 Hatch	✓
Console Instrument Box	✓
Electric Motor Plate - Extended Off Gunwhale	✓
Gunwhale Rubber Insert	✓
Inspection Port - Plastic	✓
Keel - Internal	✓
Reverse Chine	✓
Side Pockets	2
Splash Well	✓
Spray Chines	✓
Towing Eye (Double)	✓
Transducer (Dual) Bracket	✓
Under Floor Flotation	✓
Wide Side Decks	✓

### ELECTRICAL

Live Bait Tank - Plumbed With Pump	✓
Accessory Pre-Rig	✓

### TRANSOM

Ultra Long Shaft 25"	✓
----------------------	---

### FUEL TANK

Under Floor / Deck Fill (Ltr) / Sender	90
--	----

### RAILS

Bow Rails	✓
Rear Steps & Rails	✓

### SEATS

Dlx Upholstered Folding Swivel	2
Seat Sockets	3



SPECIFICATIONS	460	490	530
Bottoms 5083 Plate (mm)	4.0	4.0	4.0
Plate Sides (mm)	3.0	3.0	3.0
Beam (m)	2.35	2.35	2.45
Depth(m)	1.26	1.28	1.35
LOA (m)	5.1	5.46	5.73
Floor Ribs	10	11	13
No. Of Persons	5	5	5
Weight Approx - Sports (kg)	510	545	578
Max Hp - With Side / Centre Console	75	90	140
Max Motor Weight (kg) Console	166	185	220
Total Length Incl Trailer & Motor Approx (m)	6.15	6.27	6.75

FEATURES			
SAMURAI HULL	✓	✓	✓
Alloy Rod Holders	6	6	6
Alloy Scupper	2	2	2
Anchor Cavity	✓	✓	✓
Battery Tray In Front Hatch X 2	✓	✓	✓
Bollard – Front	✓	✓	✓
Bollard – Rear	2	2	2
Bow Sprit	✓	✓	✓
Bung Plastic (transom)	1	1	1
Capped Keel (50mm)	✓	✓	✓
Checkerplate Floor – Fully Welded	✓	✓	✓
Casting Platform With 1 Hatch	✓	✓	✓
Console Side/Console has Drink Holders & Glove Box fitted	opt	✓	✓
Console Side/Centre with Screen and Shelf	opt	✓	✓
Electric Motor Plate – Extended Off Gunwhale	✓	✓	✓
Gunwhale Rubber Insert	✓	✓	✓
Inspection Port – Plastic	✓	✓	✓
Keel – Internal	✓	✓	✓
Reverse Chine	✓	✓	✓
Side Pockets	2	2	2
Splash Well	✓	✓	✓
Spray Chines	✓	✓	✓
Steering - Hydraulic (Alloy 3 spoke wheel)	✓	✓	✓
Towing Eye (Double)	✓	✓	✓
Transducer (Dual) Bracket	✓	✓	✓
Under Floor Flotation	✓	✓	✓
Wide Side Decks	✓	✓	✓

ELECTRICAL			
Live Bait Tank - Plumbed With Pump	✓	✓	✓
Accessory Pre-Rig	✓	✓	✓

TRANSOM			
Ultra Long Shaft 25"	✓	✓	✓
Half Pod Ultra Long Shaft 25"	opt	opt	✓

FUEL TANK			
Under Floor / Deck Fill (Ltr) / Sender	90	115	170
Side Deck Fuel Filler	✓	✓	✓

RAILS			
Bow Rails	✓	✓	✓
Rear Steps & Rails	✓	✓	✓

SEATS			
Dlx Upholstered Folding Swivel	2	2	2
Seat Sockets	3	3	3



For the latest & additional information on this model please visit [seajayboats.com.au/boats/ranger-sports/](http://seajayboats.com.au/boats/ranger-sports/) or scan the QR Code with your Smart Phone



## RANGER SPORTS - SPECIALTY HEAVY DUTY



Designed to handle all the "TUFF STUFF" the Ranger Sports is well suited for die-hard anglers. Available in 460, 490 & 530 in the Sports (side or centre console) version.

With high tensile 5083 Plate 4mm bottom with 50mm capped keel and reverse chines the Ranger Sports has the size and strength to get the job done.

With the checkerplate floor and 3 seat positions the deck can be opened up to give you the freedom to move comfortably about your boat as you reel in the big one!



For the latest & additional information on this model please visit [seajayboats.com.au/boats/adrenalin-avenger/](http://seajayboats.com.au/boats/adrenalin-avenger/) or scan the QR Code with your Smart Phone



## AVENGER

### - SPECIALTY OPEN BOATS - TILLER STEER



The Avenger range has models to suit all: these models feature the NexGen Adrenalin Hull. All have 3mm bottoms and 3 mm sides, however the 4.28 model has 2.5mm sides. The adrenalin hull with a deeper V and wide beam also incorporates a reverse chine. These features give you an excellent ride; enhance stability, great control and optimal fuel efficiency.

All models feature front and rear cast platforms with hatches, electric motor plates are fitted off the front gunwhale, with a bow sprit and roller fitted on the front deck. A sounder mount and switch panel plate is fitted within the hull for electronic needs. Plenty of rod holders are on offer with 6 plastic holders fitted to the wide side decks. Seating is in the form of two full upholstered folding seats with five socket positions. Fuel tanks are fitted to the 4.48 and 4.68 models only and all models are available either painted or non-painted.



SPECIFICATIONS	428	448	468
Bottoms (mm)	3.0	3.0	3.0
Plate Sides (mm)	2.5	3.0	3.0
Beam (m)	2.07	2.12	2.29
Depth (m)	1.13	1.2	1.22
LOA (m)	4.72	4.86	5.03
Floor Ribs	8	9	11
No. Of Persons	4	4	5
Weight Approx (kg)	328	384	429
Max Hp	50	50	70
Max Motor Weight (kg)	130	130	166

FEATURES	428	448	468
ADRENALIN HULL NEXGEN	-	✓	✓
Anchorwell – Plastic	✓	✓	✓
Bollard – Front	✓	✓	✓
Bow Sprit	✓	✓	✓
Bungs – Plastic	2	2	2
Casting Platform – Front / Carpeted / 4 Hatches	✓	✓	✓
Casting Platform – Rear / Carpeted / 2 Hatches	✓	✓	✓
Electric Motor Plate – Extended Off Gunwhale	✓	✓	✓
Floor – Carpeted Plywood	✓	✓	✓
Floor (Low) Under Front Cast	✓	✓	✓
Gunwhale Rubber Insert	✓	✓	✓
Handles Rear	✓	✓	✓
Keel – External	✓	✓	✓
Live Bait Tank Plumbed	✓	✓	✓
Painting & DLX Stripe or Vinyl Wrap	opt	opt	opt
Reverse Chine	✓	✓	✓
Rod Holders Plastic	6	6	6
Side Ribs Off Every Floor Ribs Between Cast Platforms	✓	✓	✓
Side Pockets	2	2	2
Sounder Mount	✓	✓	✓
Splash Well	✓	✓	✓
Spray Chines	✓	✓	✓
Step Rear & Rail	✓	✓	✓
Switch Panel Plate	✓	✓	✓
Tank Rack (Carpeted) In Rear Cast	✓	✓	✓
Towing Eye (Double)	✓	✓	✓
Transducer (Dual) Bracket	✓	✓	✓
Under Floor Flotation	✓	✓	✓
Wide Side Decks	✓	✓	✓

TRANSOM	428	448	468
Standard Long Shaft	✓	✓	✓
Transom Tie Down Lugs	✓	✓	✓

FUEL TANK	428	448	468
Under Floor - Gunwhale Fill (ltr)	-	70	80
Fuel Sender	-	✓	✓

RAILS	428	448	468
Bow Rails	✓	✓	✓
Rear Rails	✓	✓	✓

SEATS	428	448	468
Standard Upholstered Folding Swivel	2	2	2
Seat Sockets	5	5	5

ELECTRICAL	428	448	468
Acc Pre Rig	opt	opt	opt

[www.seajayboats.com.au](http://www.seajayboats.com.au)



SPECIFICATIONS	428	448	468
Bottoms (mm)	3.0	3.0	3.0
Plate Sides (mm)	2.5	3.0	3.0
Beam (m)	2.07	2.12	2.29
Depth (m)	1.13	1.2	1.22
Depth Inc Console (m)	TBA	1.53	1.54
LOA (m)	4.72	4.86	5.03
Floor Ribs	8	9	11
No. Of Persons	4	4	5
Weight Approx (kg)	366	421	453
Max Hp	50	60	75
Max Motor Weight (kg)	130	130	166
<b>FEATURES</b>			
ADRENALIN HULL NEXGEN	-	✓	✓
Anchorwell - Plastic	✓	✓	✓
Bollard - Front	✓	✓	✓
Bow Sprit	✓	✓	✓
Bungs - Plastic	2	2	2
Casting Platform - Front / Carpeted / 4 Hatches	✓	✓	✓
Casting Platform - Rear / Carpeted / 2 Hatches	✓	✓	✓
Console has Drink Holders & Glove Box Fitted	✓	✓	✓
Console Side / Centre with Screen and Shelf	✓	✓	✓
Electric Motor Plate - Extended Off Gunwhale	✓	✓	✓
Floor - Carpeted Plywood	✓	✓	✓
Floor (Low) Under Front Cast	✓	✓	✓
Gunwhale Rubber Insert	✓	✓	✓
Handles Rear	✓	✓	✓
Keel - External	✓	✓	✓
Live Bait Tank Plumbed	✓	✓	✓
Motor Well	✓	✓	✓
Painting & DLX Stripe or Vinyl Wrap	opt	opt	opt
Reverse Chine	✓	✓	✓
Rod Holders Plastic	6	6	6
Side Ribs Off Every Floor Ribs Between Cast Platforms	✓	✓	✓
Side Pockets	2	2	2
Sounder Mount	✓	✓	✓
Spray Chines	✓	✓	✓
Steering - Mechanical (3 Spoke Wheel)	✓	✓	✓
Step Rear & Rail	✓	✓	✓
Switch Panel Plate	✓	✓	✓
Tank Rack (Carpeted) In Rear Cast	✓	✓	✓
Towing Eye (Double)	✓	✓	✓
Transducer (Dual) Bracket	✓	✓	✓
Under Floor Flotation	✓	✓	✓
Wide Side Decks	✓	✓	✓
<b>TRANSOM</b>			
Standard Long Shaft	✓	✓	✓
Transom Tie Down Lugs	✓	✓	✓
<b>FUEL TANK</b>			
Under Floor - Gunwhale Fill (ltr)	-	70	80
Fuel Sender	-	✓	✓
<b>RAILS</b>			
Bow Rails	✓	✓	✓
Rear Rails	✓	✓	✓
<b>SEATS</b>			
Standard Upholstered Folding Swivel	2	2	2
Seat Sockets	4	4	4
<b>ELECTRICAL</b>			
Acc Pre Rig	✓	✓	✓



For the latest & additional information on this model please visit [seajayboats.com.au/boats/avenger-sports/](http://seajayboats.com.au/boats/avenger-sports/) or scan the QR Code with your Smart Phone



## AVENGER SPORTS - SIDE / CENTRE CONSOLE



The Avenger Sports Side or Centre Console, packaged with all the features of the Avenger tiller; however a centre or side console has been added to give this model the sporting edge. This model is available as painted and non-painted, with all models featuring the NexGen Adrenalin hull features, which also incorporates a reverse chine.

So take a look at the full specification and features of this model as it is sure to please.



For the latest & additional information on this model please visit [seajayboats.com.au/boats/avenger-sports-rs/](http://seajayboats.com.au/boats/avenger-sports-rs/) or scan the QR Code with your Smart Phone



## AVENGER SPORTS RS

### - SIDE OR CENTRE CONSOLE

The Raised Sheerline or know as Avenger (RS) tiller and Avenger Sports (RS) Side or Centre Console are models packed with all the standard features of our Avenger series, based on the NexGen/ Adrenalin hull with its reverse chine, the new hull has greater internal volume together with an stylish new eye catching look.

Both Avengers Sports RS models are available in two hull sizes the 448 and 468.



SPECIFICATIONS (NexGen Spec's not complete at print)	448	468
Bottoms (mm)	3.0	3.0
Plate Sides (mm)	3.0	3.0
Beam (m)	2.12	2.29
Depth (m)	TBA	TBA
Depth Inc Console (m)	TBA	TBA
LOA (m)	TBA	TBA
Floor Ribs	9	11
No. Of Persons	5	5
Weight Approx (kg) - Tiller	384	429
Weight Approx (kg) - Sports	421	453
Max Hp - Tiller	50	60
Max Hp - Sports	60	75
Max Motor Weight (kg) - Tiller	130	130
Max Motor Weight (kg) - Sports	130	166
Total Length On Trailer And Inc Motor. Approx (m)	6.1	TBA
<b>FEATURES</b>		
ADRENALIN HULL NEXGEN	✓	✓
Acc Pre Rig	✓	✓
Anchorwell - Plastic	✓	✓
Bollard - Front	✓	✓
Bow Sprit	✓	✓
Bungs - Plastic	2	2
Casting Platform - Front/Carpeted/2 Hatches	✓	✓
Casting Platform - Rear/Carpeted/2 Hatches	✓	✓
Electric Motor Plate - Extended Off Gunwhale	✓	✓
Floor - Carpeted Plywood	✓	✓
Gunwhale - Raised Sheerline (Rs)	✓	✓
Gunwhale Rubber Insert	✓	✓
Handles Rear	✓	✓
Inspection Port - Plastic	✓	✓
Keel - External	✓	✓
Live Bait Tank Plumbed	✓	✓
Low Floor Under Front Cast	✓	✓
Rear Step & Rail	✓	✓
Reverse Chine	✓	✓
Rod Holders Plastic	6	6
Side Or Centre Console & Screen	✓	✓
Side Or Centre Console With Glovebox & Drink Holders	✓	✓
Side Pockets	2	2
Sounder Mount	✓	✓
Splash Well	✓	✓
Spray Chines	✓	✓
Steering - Mechanical (3 Spoke Wheel)	✓	✓
Switch Panel Plate	✓	✓
Tank Rack (Carpeted) In Rear Cast	✓	✓
Transducer (Dual) Bracket	✓	✓
Under Floor Flotation	✓	✓
Wide Side Decks	✓	✓
<b>TRANSOM</b>		
Standard Long Shaft	✓	✓
Transom Tie Down Lugs	✓	✓
<b>FUEL TANK</b>		
Under Floor / Deck Fill (Ltr) / Sender	70	80
<b>RAILS</b>		
Bow Rails	✓	✓
Rear Rails	✓	✓
<b>SEATS</b>		
Standard Upholstered Folding Swivel	2	2
Seat Sockets	4	4
<b>OPTIONS</b>		
Painted	opt	opt



SPECIFICATIONS	453	483	503	533
Bottoms (mm)	3.0	3.0	3.0	3.0
Plate Sides (mm)	3.0	3.0	3.0	3.0
Beam (m)	2.12	2.28	2.32	2.35
Depth (m)	1.2	1.22	1.29	1.47
Depth Inc Screen (m)	1.52	1.56	1.6	1.6
LOA (m)	4.9	5.07	5.26	5.65
Floor Ribs	10	11	12	14
No. Of Persons	5	5	5	5
Weight Approx (kg)	442	471	493	558
Max Hp	70	75	90	115
Max Motor Weight (kg)	166	166	175	195
<b>FEATURES</b>				
ADRENALIN HULL NEXGEN	✓	✓	✓	✓
Anchorwell	✓	✓	✓	✓
Stainless Steel Shut Off Valve On Bait Tank Pick Up	✓	✓	✓	✓
Battery & Storage Area in Stern	✓	✓	✓	✓
Boarding Ladder - Heavy Duty	✓	✓	✓	✓
Bollard	3	3	3	3
Bow Sprit & Roller	✓	✓	✓	✓
Bungs 38mm	2	2	2	2
Console has Drink Holders & Glove Box Fitted	✓	✓	✓	✓
Console Side / Centre with Screen and Shelf	✓	✓	✓	✓
Drink Holder	2	2	2	2
Electric Motor Plate - Extended Off Gunwhale	✓	✓	✓	✓
Floor - Carpeted Plywood	✓	✓	✓	✓
Front Casting Platform with 5 x Hatches	✓	✓	✓	✓
Flotation - Under Floor	✓	✓	✓	✓
Floor (Low) Under Front Cast	✓	✓	✓	✓
Gunwhale Rubber Insert	✓	✓	✓	✓
Keel - External	✓	✓	✓	✓
Leisure Deck	opt	opt	opt	opt
Live Bait Tank Plumbed - Alloy	✓	✓	✓	✓
Painting & DLX Stripe or Vinyl Wrap	opt	opt	opt	opt
Reverse Chine	✓	✓	✓	✓
Rod Holders Plastic	6	6	6	6
Side Pockets Starboard Side	✓	✓	✓	✓
Vertical Mount Rail Blazer Rod Holder Port Side	3	3	3	3
Spray Chines	✓	✓	✓	✓
Steering - Hydraulic (Alloy 3 spoke wheel)	opt	opt	opt	opt
Steering - Mechanical (3 Spoke Wheel)	✓	✓	✓	✓
Towing Eye (Double)	✓	✓	✓	✓
Transducer (Dual) Bracket	✓	✓	✓	✓
Wide Side Decks	✓	✓	✓	✓
<b>TRANSOM</b>				
UE2 - L/S	✓	✓	✓	-
UE2 - UL/S	-	-	-	✓
Fuel Filter Bracket Starboard Side	✓	✓	✓	✓
Transom Tie Downs	✓	✓	✓	✓
<b>FUEL TANK</b>				
Under Floor / Deck Fill / Gauge (ltr)	70	80	90	115
<b>RAILS</b>				
25mm Low Bow Rails	✓	✓	✓	✓
25mm Low Mid Rails	✓	✓	✓	✓
25m Rear Transom Rails	✓	✓	✓	✓
Console Screen Grab Rail	✓	✓	✓	✓
<b>SEATS</b>				
Deluxe Upholstered Folding Swivel	2	2	2	2
Seat Sockets	4	4	4	4
<b>ELECTRICAL</b>				
Acc. Pre Rig Loom With Battery Box & Isolation Switch	✓	✓	✓	✓
6 Gang Switch Panel / Bilge Pump / Navigation, Stern & Anchor Light	✓	✓	✓	✓



For the latest & additional information on this model please visit [seajayboats.com.au/boats/territory/](http://seajayboats.com.au/boats/territory/) or scan the QR Code with your Smart Phone



## TERRITORY NEXGEN - SIDE OR CENTRE CONSOLE

TERRITORY takes sports fishing options to the next level. Based on the NexGen Adrenalin Hull this exciting new model has options that give a wide range of options for anglers. The larger front casting deck incorporates an anchor well under the deck giving more deck space for lure casting or tossing a cast net. The Ultimate Edge Transom with more ribs for extra strength gives this model the option to handle rougher water while the wide body with reverse chines gives better performance and allows better small water access.

### Versatile

The Territory is available in a few sizes to suit your needs. While it is a side console as standard, they are also available as a centre console if that suits your needs.



For the latest & additional information on this model please visit [seajayboats.com.au/boats/velocity-td/](http://seajayboats.com.au/boats/velocity-td/) or scan the QR Code with your Smart Phone



## VELOCITY - WITH TUFF DECK (TD) OPTION (SIDE CONSOLE ONLY)

The Velocity Tuff Deck options is available in the 520 , 550 and 590 Velocity models. The Tuff Deck feature means a no nonsense deck with easy wash down, with no carpet to attract sand and mud this model is an ideal for crabbing and net casting.






SPECIFICATIONS	490	520	550	590
Bottoms 5083 Plate (mm)	4.0	4.0	4.0	4.0
Sides (mm)	3.0	3.0	3.0	3.0
Beam (m)	2.3	2.4	2.45	2.47
Depth (m)	1.25	1.29	1.30	1.36
Depth (m) Inc Screen	1.64	1.68	1.70	1.70
LOA (m)	5.22	5.52	5.82	6.22
Floor Ribs	12	13	14	15
No. Of Persons	5	5	6	6
Weight Approx (kg)	555	605	647	690
Max Hp	90	115	150	150
Max Motor Weight (kg)	180	195	240	240
<b>FEATURES</b>				
SAMURAI HULL	✓	✓	✓	✓
Anchor Well	✓	✓	✓	✓
Battery & Rack In Stern	✓	✓	✓	✓
Boarding Ladder – Heavy Duty	✓	✓	✓	✓
Low Floor Under Front Cast	✓	✓	✓	✓
Bollard	3	3	3	3
Bow Sprit & Roller	✓	✓	✓	✓
Bungs 38mm	1	1	1	1
Console Side / Centre with Screen and Shelf	✓	✓	✓	✓
Console Side /Centre has Drink Holders & Glove Box Fitted	✓	✓	✓	✓
Dive Door	-	✓	✓	✓
Electric Motor Plate – Extended Off Gunwhale	✓	✓	✓	✓
Ice Box Storage Under Front Cast Deck	✓	✓	✓	✓
Front Casting Platform With 4 X Hatches	✓	✓	✓	✓
Flotation – Under Floor	✓	✓	✓	✓
Floor – Carpet / Plywood	✓	✓	✓	✓
Gunwhale Rubber Insert	✓	✓	✓	✓
Live Bait Tank Plumbed	✓	✓	✓	✓
Painting Inside & Out (White or Pipeline Grey)	✓	✓	✓	✓
Pinstriping	✓	✓	✓	✓
5083 Plate 4mm Bottoms With Capped Keel And Welded Strakes	✓	✓	✓	✓
Rod Holders (Plastic)	6	6	6	6
Side Pockets	✓	✓	✓	✓
Spray Chines	✓	✓	✓	✓
Steering – Hydraulic (Alloy 3 spoke wheel)	opt	✓	✓	✓
Steering – Mechanical (Alloy 3 spoke wheel)	✓	-	-	-
Tie Down Lugs	✓	✓	✓	✓
Towing Eye (Double)	✓	✓	✓	✓
Transducer (Dual) Bracket	✓	✓	✓	✓
Tuff Deck (TD) Feature (Sports - Side Console ONLY)	-	opt	opt	opt
Wide Side Decks	✓	✓	✓	✓
<b>TRANSOM</b>				
UE2 – L/S	✓	-	-	-
UE2 – U/L	-	✓	✓	✓
<b>FUEL TANK</b>				
Under Floor / Deck Fill (Ltr) / Sender	100	150	175	200
<b>ELECTRICAL</b>				
Accessory Pre Rig Loom With Battery Box & Isolation Switch	✓	✓	✓	✓
6 Gang Switch Panel/Bilge Pump/Navigation, Stern & Anchor Light	✓	✓	✓	✓
<b>RAILS</b>				
Heavy Duty 32mm Low Bow Rails	✓	✓	✓	✓
Console Screen Grab Rail	✓	✓	✓	✓
Heavy Duty 32mm Rear Transom Rails	✓	✓	✓	✓
<b>SEATS</b>				
Deluxe Upholstered Folding Swivel	2	2	2	2
Seat Sockets	5	5	5	5



For the latest & additional information on this model please visit [seajayboats.com.au/boats/velocity/](http://seajayboats.com.au/boats/velocity/) or scan the QR Code with your Smart Phone



## VELOCITY SPORTS - SIDE OR CENTRE CONSOLE

The Velocity is another model in the SAMURAI HULL line up, with the sleek raised sheer line (swept bow) and reverse chine, this model has all the best qualities Sea Jay is known for. This model proved itself during testing, with increased dead rise and sharper entry this model simply slices through the waves, parting the water like no other. The Velocity has a larger high front cast deck with an abundance of storage within the hatch. This model has two options with regard to the positioning of the console, that being to the side – sports model or centre with the console positioned towards the rear. Available in three model lengths, it is certainly a model to look at and take on board the full features as noted.



For the latest & additional information on this model please visit [seajayboats.com.au/boats/vision/](http://seajayboats.com.au/boats/vision/) or scan the QR Code with your Smart Phone



Factory T Top Option available 630 model only




See Note re Factory T Top on page 19

## VISION - CONSOLE



This model features the SAMURAI HULL, which features a raised sheer line (swept bow) and also incorporates our reverse chine. This streamline hull has been designed carefully to achieve the best performance possible. Testing this model was a unique experience as it sliced through the waves, due to the sharper entry improving the ride. The Vision is a traditional centre console with the ability to fit the optional T Top. The Vision is available in six hull lengths, so take a look over the listed specification and features for a good appreciation of this model.





See Note re Factory T Top on page 19



SPECIFICATIONS	490	520	550	590	630	670
<b>ELECTRICAL</b>						
Accessory Pre Rig Loom With Battery Box & Isolation Switch	✓	✓	✓	✓	✓	✓
6 Gang Switch Panel/Bilge Pump/Navigation, Stern & Anchor Light	✓	✓	✓	✓	✓	✓
Battery Storage (Large)	2	2	2	2	2	2
Bilge Pump	✓	✓	✓	✓	✓	✓
Bilge Pump Sump Box	-	-	-	-	✓	✓
Gme Cx700 Vhf Radio Flush Mounted With 1.8m Aerial	-	-	-	-	✓	✓
Light (Led) - Anchor Folding (On Hard Top)	✓	✓	-	✓	✓	✓
Light (Led) - Navigation	✓	✓	✓	✓	✓	✓
Trim Tabs With Indicator Switch	-	-	-	-	✓	✓
<b>RAILS</b>						
Console Screen Grab Rail	✓	✓	✓	✓	✓	✓
Heavy Duty 32mm Low Bow Rails	✓	✓	✓	✓	✓	✓
Heavy Duty 32mm Rear Transom Rails	✓	✓	✓	✓	✓	✓
<b>SEATS</b>						
135ltr Ice Box With Cushion	✓	✓	✓	✓	✓	✓
<b>OPTIONS</b>						
Coloured Sides	opt	opt	opt	opt	opt	opt
Gme Cx400 27mhz Radio Flush Mounted With 1.8m Aerial	opt	opt	opt	opt	opt	opt
Printed Vinyl Wrap	opt	opt	opt	opt	opt	opt
Rear Lounge & Back Rest	opt	opt	opt	opt	opt	opt
Salt Water Deck Wash	opt	opt	opt	opt	opt	opt
Sarca # 3 Anchor With S/S Swivel	opt	opt	opt	opt	opt	opt
Standard Rear Lounge	opt	-	-	-	-	-
Stress Free Midi Ng Winch, Nylon Rope Kit & 4" Roller	opt	opt	opt	opt	opt	opt

SPECIFICATIONS	490	520	550	590	630	670
Bottoms 5083 Plate (mm)	4.0	4.0	4.0	4.0	5.0	5.0
Sides (mm)	3.0	3.0	3.0	3.0	3.0	4.0
Beam (m)	2.3	2.4	2.45	2.47	2.48	2.48
Depth (m)	1.24	1.29	1.30	1.36	1.56	1.56
Depth (m) Inc Screen	1.81	1.73	1.85	1.86	2.10	TBA
Depth (m) Inc T Top	2.51	2.63	2.7	2.71	2.69	TBA
Depth (m) With T Top Folded	1.92	2.04	2.21	2.22	1.87	TBA
LOA (m)	5.22	5.52	5.82	6.22	6.65	6.9
Floor Ribs	12	13	14	15	16	17
No. Of Persons (at 80kg per person)	5	5	6	6	6	6
Weight Approx (kg)	550	570	629	660	960	1028
Weight Approx Inc Optional T Top (kg)	590	610	681	725	1025	1095
Max Hp	90	115	150	150	200	225
Max Motor Weight (kg)	185	195	240	240	240	295
<b>FEATURES</b>						
SAMURAI HULL	✓	✓	✓	✓	✓	✓
Anchor Well	✓	✓	✓	✓	✓	✓
Anchor Well Mounting Plate To Suit Stress Free Anchor	-	-	-	-	✓	✓
Batteries Dual - In Transom	-	-	-	-	✓	✓
Battery & Rack In Stern	✓	✓	✓	✓	-	-
Bait Board Inc 6 X Alloy Rod Holders	-	-	-	-	✓	✓
Boarding Ladder - Heavy Duty	✓	✓	✓	✓	✓	✓
Bollard	3	3	3	3	3	3
Bow Spirit & Roller	✓	✓	✓	✓	-	-
Bow Sprit To Suit Sarca #3 Anchor	-	-	-	-	✓	✓
Bungs 38mm	1	1	1	1	1	1
Capped Keel And Welded Strakes	✓	✓	✓	✓	✓	✓
Console - Center (Includes Screen / Shelf)	✓	✓	✓	✓	✓	✓
Dive Door	-	✓	✓	✓	✓	✓
Electric Motor Mount Plate - extended off gunwhale	✓	✓	✓	✓	✓	✓
Floor "Tuff Deck" - 3mm Checkerplate Wash Down Alloy	-	opt	opt	opt	✓	✓
With Sump Box	-	-	-	-	-	-
Floor - Carpet / Plywood	✓	✓	✓	✓	-	-
Flotation - Under Floor	✓	✓	✓	✓	✓	✓
Front Casting Platform With 2 X Hatches	✓	✓	✓	✓	-	-
Front Casting Platform With Single Hatch	-	-	-	-	✓	✓
Gunwhale Rubber Insert	✓	✓	✓	✓	✓	✓
Inspection Port X1 ( In Cockpit Floor)	-	-	-	-	✓	✓
Kill Tank Self Flooding	-	-	-	-	✓	✓
Live Bait Tank Plumbed	✓	✓	✓	✓	✓	✓
Low Floor Under Front Cast	✓	✓	✓	✓	✓	✓
Painting Inside & Out (White or Pipeline Grey)	✓	✓	✓	✓	✓	✓
Pinstriping	✓	✓	✓	✓	✓	✓
Rod Holders (Plastic)	6	6	6	6	6 alloy	6 alloy
Side Pockets	2	2	2	2	2	2
Spray Chines	✓	✓	✓	✓	-	-
Steering - Hydraulic (Alloy 3 spoke wheel)	opt	✓	✓	✓	✓	✓
Steering - Mechanical (Alloy 3 spoke wheel)	✓	-	-	-	-	-
Tackle Storage In Transom To Suit 5 X 237003 Series	-	-	-	-	✓	✓
Plano Tackle Trays	-	-	-	-	✓	✓
Towing Eye (Double)	✓	✓	✓	✓	✓	✓
Transducer (Dual) Bracket	✓	✓	✓	✓	✓	✓
Transom Boarding Platform - Non Skid	✓	✓	✓	✓	✓	✓
T Top Fish Master with 4 Rod Holders	-	opt	opt	opt	-	-
T Top Factory built with 6 Rod Holders	-	-	-	-	opt	opt
Wide Side Decks	✓	✓	✓	✓	✓	✓
<b>TRANSOM</b>						
UE2 - L/S	✓	-	-	-	-	-
UE2 - U/L	-	✓	✓	✓	✓	✓
<b>FUEL TANK</b>						
Under Floor / Deck Fill (Ltr) / Sender	100	150	175	200	210	270

PLEASE NOTE: Factory T Top no longer available for 520 - 550 - 590 Models please refer to specifications for alternative option.



For the latest & additional information on this model please visit [seajayboats.com.au/boats/bay-seeker/](http://seajayboats.com.au/boats/bay-seeker/) or scan the QR Code with your Smart Phone



## BAY SEEKER - RUNABOUT



The Bay Seeker is our new entry-level model to our Runabout range. Whilst it is an entry-level model, it is still not without comfortable features. With upholstered swivel seating and a rear lounge to accommodate other family members or friends, this model will provide a very enjoyable day on the water. With features like opening screen to allow easy access for anchor retrieval as well as side pockets, drink holders and a glovebox all those little extras that can make a big difference. This model is designed to incorporate the Adrenalin Hull, which features a deeper v and wide beam giving an excellent riding hull, with 4.53 & 4.83 now also the NEXGEN hull design while still incorporating the Adrenalin hull features. This model also features an enclosed transom which gives added safety.

SPECIFICATIONS	4.28	4.53	4.83
Bottoms (mm)	3.0	3.0	3.0
Sides (mm)	2.5	3.0	3.0
Beam (m)	2.08	2.12	2.28
Depth (m)	1.05	1.2	1.22
Depth - Incl. Windscreen (m)	1.44	1.61	1.625
LOA (m)	4.72	4.9	5.07
Floor Ribs	8	9	10
No. Of Persons	4	5	5
Weight Approx (kg)	334	407	461
Max Hp	50	70	75
Max Motor Weight (kg)	130	166	166

FEATURES	4.28	4.53	4.83
ADRENALIN HULL	✓	-	-
ADRENALIN HULL NEXGEN	-	✓	✓
Anchor Well Alloy	✓	✓	✓
Battery & Storage Area in Stern	-	✓	✓
Boarding Ladder - Heavy Duty	-	✓	✓
Bollard - Front	✓	✓	✓
Bow Sprit	✓	✓	✓
Bungs - Plastic	2	2	2
Carpeted Tank Rack	✓	-	-
Dash Drink Holders	2	2	2
Floor - Carpeted Plywood	✓	✓	✓
Glovebox With 2 X Drink Holders	✓	✓	✓
Grab Rails On Wind Screen	✓	✓	✓
Gunwhale Rubber Insert	✓	✓	✓
Handle Rear	✓	✓	✓
Keel - External	✓	✓	✓
Low Floor Under Dash	✓	✓	✓
Painting Inside & Out (White or Pipeline Grey)	✓	✓	✓
Pinstriping - Deluxe	✓	✓	✓
Rear Step & Rail Port Side	✓	-	-
Reverse Chine	-	✓	✓
Rod Holders Plastic	4	4	4
Side Pockets	2	2	2
Spray Chines	✓	✓	✓
Steering - Mechanical (3 Spoke Wheel)	✓	✓	✓
Transducer (Dual) Bracket	✓	✓	✓
Under Floor Flotation	✓	✓	✓
Wide Side Decks	✓	✓	✓

TRANSOM	4.28	4.53	4.83
UE2 - L/S	-	✓	✓
Standard (L/S)	✓	-	-
Transom Tie Down Lugs	✓	✓	✓
Motor Splash Well	✓	-	-

FUEL TANK	4.28	4.53	4.83
Under Floor - Gunwhale Fill (ltr)	opt	70	80
Fuel Sender	opt	✓	✓

RAILS	4.28	4.53	4.83
Bow Rails	✓	✓	✓
Rear Rails	✓	✓	✓
Transom Rails	-	✓	✓

SEATS	4.28	4.53	4.83
Full Upholstered Bucket Swivel	2	2	2
Seat Sockets	3	3	-
Seat Pedestals With Swivel (Driver Swivel & Slide)	-	-	✓
Upholstered Corner Transom Seats	2	-	-
Full Folding Rear Lounge With Back Rest	-	✓	✓


ELECTRICAL	4.28	4.53	4.83
Acc Pre Rig With 4 Gang Switch Panel	✓	✓	✓



SPECIFICATIONS	4.9	5.2
Bottoms 5083 Plate (mm)	4.0	4.0
Plate Sides (mm)	3.0	3.0
Beam (m)	2.3	2.4
Depth (m)	1.25	1.29
Depth Inc Screen (m)	1.58	TBA
LOA (m)	5.22	5.52
Floor Ribs	12	13
No. Of Persons	5	5
Weight Approx (kg)	520	TBA
Max Hp	90	115
Max Motor Weight (kg)	175	195
<b>FEATURES</b>		
SAMURAI HULL	✓	✓
5083 Plate 4mm Bottoms With Capped Keel & Welded Strakes	✓	✓
Anchorwell	✓	✓
Battery & Rack In Stern	✓	✓
Boarding Ladder – Heavy Duty	✓	✓
Bollard	3	3
Bow Sprit & Roller	✓	✓
Bungs 38mm	1	1
Dashboard & Glovebox	✓	✓
Dive Door	opt	✓
Drink Holder	2	2
Floor – Carpet / Plywood	✓	✓
Flotation – Under Floor	✓	✓
Gunwhale Rubber Insert	✓	✓
Live Bait Tank Plumbed	✓	✓
Painting Inside & Out (White or Pipeline Grey)	✓	✓
Pinstriping	✓	✓
Rod Holders (Plastic)	4	4
Side Pockets	✓	✓
Spray Chines	✓	✓
Steering – Hydraulic (Alloy 3 spoke wheel)	opt	✓
Steering – Mechanical (Alloy 3 spoke wheel)	✓	–
Storage Under Walk Through	✓	✓
Towing Eye (Double)	✓	✓
Transducer (Dual) Bracket	✓	✓
Transom Tied Down Eyes	✓	✓
Walk Through Windscreen	✓	✓
Wide Side Decks	✓	✓
Windscreen With Grab Rails	✓	✓
<b>TRANSOM</b>		
UE2 – L/S	✓	–
UE2 – U/L	–	✓
<b>FUEL TANK</b>		
Under Floor / Deck Fill (Ltr) / Sender	100	150
<b>RAILS</b>		
Heavy Duty 32mm Low Bow Rails	✓	✓
Heavy Duty 32mm Rear Transom Rails	✓	✓
Windscreen Grab Rail	✓	✓
<b>ELECTRICAL</b>		
Accessory Pre Rig Loom With Battery Box & Isolation Switch	✓	✓
6 Gang Switch Panel / Bilge Pump / Navigation, Stern & Anchor Light	✓	✓
<b>SEATS</b>		
Full Upholstered Bucket Swivel	✓	✓
Removable Rear Lounge With Fixed Padded Back Rest	✓	✓



For the latest & additional information on this model please visit [seajayboats.com.au/boats/crusader/](http://seajayboats.com.au/boats/crusader/) or scan the QR Code with your Smart Phone



## CRUSADER - RUNABOUT



The Crusader runabout features latest swept bow configuration in a runabout giving a greater feeling of safety up the front of the boat and the soft ride of the Samurai Hull is a pleasure to feel. A walk through dash and screen allows for easy anchoring and fully upholstered swivel seats in the front and fully upholstered removable rear lounge with padded back rest gives the whole family a comfortable ride. The Crusader is a perfect mix of a roomy family boat with a good fishing platform.



For the latest & additional information on this model please visit [seajayboats.com.au/boats/wanderer/](http://seajayboats.com.au/boats/wanderer/) or scan the QR Code with your Smart Phone



## WANDERER - BOWRIDER

Explore new horizons in our bowrider style of boat, the Wanderer. The Wanderer comes standard with a carpeted front cockpit including a mid-section that can be installed and used as a full cast platform or if boating in comfort is more your style, you have the option of bunk cushions for comfortable seating. An optional folding rear lounge may also be fitted for additional seating. Stylish fibreglass dashes are included that one could be forgiven in thinking that they sitting behind the wheel of a car. Whether it be touring the waterways at your leisure or casually wetting a line, the Wanderer will always be ready to entertain.

SPECIFICATIONS	4.85	5.0	5.4	5.8
Bottoms (mm)	3.0	3.0	4.0	4.0
Plate Sides (mm)	3.0	3.0	3.0	3.0
Beam (m)	2.15	2.24	2.44	2.44
Depth (m)	1.15	1.21	1.30	1.35
Depth - Incl. W/Screen Rail (m)	1.54	1.58	1.69	1.75
LOA (m)	4.85	5.2	5.67	5.92
Floor Ribs	13	13	15	16
No. Of Persons	5	5	6	6
Weight Approx (kg)	430	471	614	625
Max Hp	80	100	135	150
Max Motor Weight (kg)	180	195	230	230
<b>FEATURES</b>				
Accessory Pre Rig	opt	opt	opt	opt
Anchorwell	✓	✓	✓	✓
Battery & Oil Rack - In Stern	✓	✓	✓	✓
Bollards	3	3	3	3
Bow Sprit & Roller	✓	✓	✓	✓
Bungs - 38mm	2	2	2	2
Consoles (Side) X 2 - Fibreglass Dash / Glove-box	✓	✓	✓	✓
Dive Door	-	-	✓	✓
Drink Holders	2	2	2	2
Drop In Dash Between Consoles	✓	✓	✓	✓
Floor - Carpeted Plywood	✓	✓	✓	✓
Flotation - Under Floor	✓	✓	✓	✓
Front Cast Platform - Storage Underneath	✓	✓	✓	✓
Gunwhale Rubber Inserts	✓	✓	✓	✓
Ladder	opt	opt	opt	opt
Painting Inside & Out (White or Pipeline Grey)	✓	✓	✓	✓
Pinstriping	✓	✓	✓	✓
Pocket Nets	✓	✓	✓	✓
Reverse Chine	✓	✓	✓	✓
Rod Holders	2	2	2	2
Rounded Foredeck	✓	✓	✓	✓
Side Pockets	✓	✓	✓	✓
Ski Hooks	-	-	2	2
Spray Chines	✓	✓	✓	✓
Steering - Hydraulic (Alloy 3 spoke wheel)	opt	opt	✓	✓
Steering - Push Pull (Alloy 3 spoke wheel)	✓	✓	-	-
Step Down Front Floor	✓	✓	✓	✓
Storage Hatch - In Floor Between Seats	-	-	✓	✓
Towing Eye - Double	✓	✓	✓	✓
Transducer Bracket	✓	✓	✓	✓
Wide Side Decks	✓	✓	✓	✓
Windscreen-Walkthru	✓	✓	✓	✓
<b>TRANSOM</b>				
L/S	✓	✓	-	-
U/S	-	opt	✓	✓
<b>FUEL TANK</b>				
Under Floor / Deck Fill (ltr) / Sender	80	100	140	160
<b>RAILS</b>				
Bow - Low Profile	✓	✓	✓	✓
Rear	✓	✓	✓	✓
Transom	✓	✓	✓	✓
Windscreen	✓	✓	✓	✓
<b>SEATS</b>				
Bow Cushions With Back Rest	opt	opt	opt	opt
Driver Slide Pedestal	✓	✓	✓	✓
Folding Rear Lounge	opt	opt	-	-
Folding Rear Lounge (¾)	-	-	opt	opt
Full Upholstered Bucket Swivel	2	2	2	2



SPECIFICATIONS	550	590	630
Bottoms (mm)	4.0	4.0	4.0
Sides (mm)	3.0	3.0	3.0
Beam (m)	2.45	2.45	2.47
Depth (m)	1.30	1.36	1.57
Depth (m) Inc. Screen	TBA	2.11	2.26
Depth (m) Top of Rocket Launcher	TBA	2.62	2.73
LOA (m)	5.82	6.22	6.64
Floor Ribs	14	15	16
No. Of Persons	6	6	6
Weight Approx (kg)	838	895	1072
Max Hp	150	150	200
Max Motor Weight (kg)	240	240	275
<b>FEATURES</b>			
SAMURAI HULL	✓	✓	✓
5083 Plate 4mm Bottoms with Capped keel & welded strakes	✓	✓	✓
Anchorwell With Mounting Plate To Suit Stress Free Mini Winch	✓	✓	✓
Baitboard	opt	opt	opt
Battery & Rack in Stern	✓	✓	✓
Boarding Ladder - Heavy Duty	✓	✓	✓
Bollard	3	3	3
Bungs 38mm	1	1	1
Capped Keel	✓	✓	✓
Carpeted Step On To Raised Floor	✓	✓	✓
Dive Door	✓	✓	✓
Flotation – Under Floor	✓	✓	✓
Floor – Carpeted Plywood	✓	✓	-
Floor "Tuff Deck" - 3mm Checkplate Wash Down alloy with sump box	-	-	✓
Gunwhale Rubber Inserts	✓	✓	✓
Live Bait Tank Plumbed	✓	✓	✓
Painting Inside & Out (White or Pipeline Grey)	✓	✓	✓
Pinstripping	✓	✓	✓
Reverse Chine	✓	✓	✓
Rod Holders (plastic)	6	6	6
Sarca Bow Sprit & Roller (Suits Sarca #2)	✓	✓	✓
Side Pockets	✓	✓	✓
Spray Chines	✓	✓	✓
Steering – Hydraulic (Alloy 3 spoke wheel)	✓	✓	✓
Stress Free NG Mini with Nylon Rope Kit	opt	opt	opt
Towing Eye – Double	✓	✓	✓
Transducer (Dual) Bracket	✓	✓	✓
Walk Around Raised Floor	✓	✓	✓
Wide Side Decks	✓	✓	✓
<b>TRANSOM</b>			
UE2 - U/L	✓	✓	✓
<b>FUEL TANK</b>			
Under Floor / Deck Fill (ltr) / Gauge	175	200	TBA
<b>ELECTRICAL</b>			
Accessory Pre Rig Loom With Battery Box & Isolation Switch	✓	✓	✓
6 Gang Switch Panel/ Bilge Pump/ Navigation, Stern & Anchor Light	✓	✓	✓
<b>RAILS</b>			
Heavy Duty 32mm Bow Rails	✓	✓	✓
Heavy Duty 32mm Rear Transom Rails	✓	✓	✓
<b>SEATS</b>			
Deluxe Upholstered Folding	2	2	2
Seat Boxes With Tackle Storage To Suit 4x Plano 3700 Series Tackle Trays	✓	✓	✓
Seat Slide Driver & Passenger	✓	✓	✓
Rear Lounge	opt	opt	opt
<b>CENTRE CABIN</b>			
Bunk Cushions	opt	opt	opt
Bunk Extensions	opt	opt	opt
Bunk Infill	opt	opt	opt
Carpet Covered Bunks - Storage Underneath	✓	✓	✓
Cabin Light LED	✓	✓	✓
Cabin Lining	opt	opt	opt
Cabin Hatch	✓	✓	✓
Folding Canopy With 6 Rod Holders	✓	✓	✓
Rear Instrument Cover	✓	✓	✓
Windscreen	✓	✓	✓



For the latest & additional information on this model please visit [seajayboats.com.au/boats/titan/](http://seajayboats.com.au/boats/titan/) or scan the QR Code with your Smart Phone



## TITAN - WALK AROUND CAB



The TITAN centre cab is a great all round platform for fishing, diving or extended overnight trips. Built on the popular Samurai Hull the Titan has 360 degree fishability with easy access to the bow / anchor well – perfect for reef fishing or sports fishing for pelagic. The wide body gives greater deck space and optimal stability with a heavy-duty ladder and dive door giving great access for diving or swimming. The cabin is large enough to sleep two adults with storage below the bunks to stow your gear.

Several factory optional extras are available so you can personalise to suit your needs.



For the latest & additional information on this model please visit [seajayboats.com.au/boats/odyssey/](http://seajayboats.com.au/boats/odyssey/) or scan the QR Code with your Smart Phone



## ODYSSEY - CABIN



The ODYSSEY is the perfect combination of cabin boat with optimal deck space at the rear for fishing.

The wide body gives greater deck space and optimal stability with a heavy duty ladder giving ease of access for diving or swimming.

The cabin is large enough to sleep two people with storage below the bunks to stow your gear.

Several factory optional extras are available so you can personalise to suit your needs.

SPECIFICATIONS	521
NexGen Adrenalin Hull	✓
Bottoms (mm)	3.0
Plate sides (mm)	3.0
Beam (m)	2.32
Depth (m)	1.29
Depth – including screen (m)	2.06
Floor ribs	14
Length overall (m)	5.82
Number of persons	5
Weight approx (kg)	590
Maximum hp	115
Maximum motor weight (kg)	195
Length Overall (m)	5.41
<b>FEATURES</b>	
Anchor well	✓
Bait Board	Opt
Bait tank plumbed – alloy	✓
Battery & oil rack in stern	✓
Boarding ladder – heavy duty	✓
Bollards	3
Bow sprit & roller	✓
Bung 38mm	1
Floor – carpet / plywood	✓
Low floor under front bunks	✓
Flotation – under floor	✓
Gunwhale rubber inserts	✓
Keel external	✓
Painted – chine up & inside	✓
Pin stripes	✓
Reverse Chines	✓
Rod holders (plastic)	6
Side Pocket starboard	✓
Spray chines	✓
Steering mechanical	✓
Towing eye – double	✓
Transducer (Dual) Bracket	✓
Wide side decks – Fully welded	✓
<b>TRANSOM</b>	
Ultimate Edge 2	✓
Long Shaft 20"	✓
<b>CABIN</b>	
Cabin lining	Opt
Carpeted covered bunks – Storage underneath	✓
Rear instrument cover	✓
Cabin hatch	✓
Windscreen	✓
Rear lounge	Opt
Bunk cushions & infill	Opt
<b>FUEL TANK</b>	
Under floor / Gunwale fill / gauge (litres)	90
<b>RAILS</b>	
Passenger grab rail	✓
Bow rails 25mm	✓
Transom rails 25mm	✓
<b>SEATS</b>	
Seat Box's With Tackle Storage To Suit 4 x Plano 3700 Series Tackle Trays	✓
Seat Slide Driver & Passenger	✓
<b>ELECTRICAL</b>	
Accessory pre-rig loom with battery box & isolation switch to suit single battery	✓
Bilge Pump	✓
Live Bait Tank Pump	✓
6 gang switch panel / navigation, stern & anchor light	✓



SPECIFICATIONS	550	590
Bottoms 5083 grade high tensile (mm)	4.0	4.0
Plate sides (mm)	3.0	3.0
Beam (m)	2.45	2.45
Depth (m)	1.32	1.36
Depth – incl. screen (m)	2.20	2.28
Floor ribs	14	15
Number of persons	6	6
Weight approx (kg)	753	TBA
Maximum hp	150	150
Maximum motor weight (kg)	240	240
Overall length (m)	5.82	6.22
<b>FEATURES</b>		
Anchorwell with mounting plate to suit stress free mini winch	✓	✓
Live Bait tank plumbed – alloy	✓	✓
Bait board	opt	opt
Battery & oil rack in stern	✓	✓
Boarding ladder – heavy duty	✓	✓
Bollards	3	3
Sarca bow sprit & roller (suits sarca #2)	✓	✓
Bung 38mm	1	1
Dive door	✓	✓
Floor – carpet / plywood	✓	✓
Flotation – under floor	✓	✓
Gunwale rubber inserts	✓	✓
Painted – chine up & inside	✓	✓
Pin stripping	✓	✓
5083 plate 4mm bottoms with capped keel & welded strakes	✓	✓
Rod holders (plastic) x 6	✓	✓
Spray chines	✓	✓
Spray deflector strake	✓	✓
Steering assembly cover	✓	✓
Steering – hydraulic (Alloy 3 spoke wheel)	✓	✓
Side pockets	✓	✓
Spray chines	✓	✓
Samurai Hull	✓	✓
Towing eye – double	✓	✓
Transducer (Dual) Bracket	✓	✓
Wide side decks	✓	✓
<b>TRANSOM</b>		
Ultimate Edge 2 – Extra Long Shaft 25"	✓	✓
<b>CABIN</b>		
Carpeted covered bunks – storage underneath	✓	✓
Cabin lining	✓	✓
Cabin hatch	✓	✓
Bunk cushion	opt	opt
Rear lounge	opt	opt
Rear instrument cover	✓	✓
Windscreen	✓	✓
<b>FUEL TANK</b>		
Under floor / Gunwale filler / gauge (ltr)	175L	200L
<b>RAILS</b>		
Heavy duty 32mm bow rails	✓	✓
Heavy duty 32mm transom rails	✓	✓
<b>SEATS</b>		
Offshore swiveling bolster seats	2	2
Drivers side seat box with tackle storage to suit 6 x plano 4-3730-0 tackle trays	✓	✓
Passenger side seat box with storage hatch & shelf	✓	✓
Seat slide and swivel – driver – passenger swivel only	✓	✓
<b>ELECTRICAL</b>		
accessory pre rig loom with battery box & isolation switch	✓	✓
Bilge Pump	✓	✓
Light (led) – cabin	✓	✓
Light (led) – Navigation	✓	✓
6 gang switch panel / bilge pump / navigation, stern & anchor light / battery isolator	✓	✓



For the latest & additional information on this model please visit [seajayboats.com.au/boats/trojan/](http://seajayboats.com.au/boats/trojan/) or scan the QR Code with your Smart Phone




## TROJAN - CABIN



Sea Jay Aluminium Boats have taken the cutting edge SAMURAI HULL to the next level with the NEW TROJAN cabin boats that are a true off-shore fishing craft with long range capabilities. The latest generation SAMURAI HULL offers high swept bow section, reverse chines, capped keel and variable dead-rise on a wide body configuration giving optimum ride and performance with great stability at rest. The spacious lined cabin has loads of storage space for fishing and safety gear with V berth bunks to accommodate even the 6 footers. If you're serious about off-shore fishing, then the 630 Trojan HT and it's smaller 5.5m stable mate are made just for you....!!!



For the latest & additional information on this model please visit [seajayboats.com.au/boats/trojan-ht/](http://seajayboats.com.au/boats/trojan-ht/) or scan the QR Code with your Smart Phone



## TROJAN HT - CABIN



Sea Jay Aluminium Boats have taken the cutting edge SAMURAI HULL to the next level with the NEW TROJAN cabin boats that are a true off-shore fishing craft with long range capabilities. The latest generation SAMURAI HULL offers high swept bow section, reverse chines, capped keel and variable dead-rise on a wide body configuration giving optimum ride and performance with great stability at rest. The spacious lined cabin has loads of storage space for fishing and safety gear with V berth bunks to accommodate even the 6 footers. If you're serious about off-shore fishing, then the 630 Trojan HT and it's smaller 5.5m stable mate are made just for you.....!!!







SPECIFICATIONS	630	670
Bottoms 5083 Plate (mm)	5.0	5.0
Plate Sides (mm)	3.0	4.0
Transom (mm)	5.0	5.0
Beam (m)	2.48	2.48
Hull Length Overall (m)	6.65	6.90
Overall Length Approximate Inc Motor (Down) & Trailer (m)	8.05	8.20
Overall Height Approximate Including Trailer (m)	3.25	3.27
Bunk Length (m)	1.8	1.8
Depth – Internal Floor To Top Of Side Deck (Freeboard) (mm)	760	775
Depth – Keel To Top Of Hard Top (m)	2.79	2.81
LOA (m)	6.59	6.9
Floor Ribs	16	17
No. Of Persons (At 80kg Per Person)	6	6
Weight Approximate – Hull Only Standard Boat (kg)	1100	1195
Weight Approximate – Standard Boat (Dry) / Motor (230kg) / Trailer (Alloy Agr6.5m-14the) (kg)	1950	Tba
Max Hp	200	225
Max Motor Weight (kg)	285	295
<b>STANDARD INCLUSIONS</b>		
SAMURAI HULL	✓	✓
Anchorwell	✓	✓
Anchorwell Mounting Plate To Suit Stress Free Anchor	✓	✓
Bait Board Inc 4 X Alloy Rod Holders	✓	✓
Battery Dual Batteries – In Transom	✓	✓
Boarding Ladder - Heavy Duty	✓	✓
Bollards – 1 X Front, 2 X Rear	✓	✓
Bow Sprit To Suit Sarca Anchor	✓	✓
Sarca Bowsprit & Roller (Suits Sarca #3)	✓	✓
Bungs – Alloy 38mm	1	1
Cabin Hatch With Support Stay	✓	✓




SPECIFICATIONS	630	670
Cabin Storage – Under Bunks	✓	✓
Checker Plate Drop Down Foot Well (Drained)	✓	✓
Checker Plate Main Floor	✓	✓
Dash Drink Holders	2	2
Dash Glove Box	✓	✓
Dive Door	✓	✓
Floatation – Foam	✓	✓
Floor – 3mm Checker Plate Wash Down Alloy Floor With Sump Box	✓	✓
Foot Rests – Driver & Passenger Side	✓	✓
Glass Windscreen 3 Piece	✓	✓
Glass Window - 2 Sliding	✓	✓
Hard Top – Alloy	✓	✓
Hood Lining – Cabin (Roof & Sides)	✓	✓
Inspection Port X1 (In Cockpit Floor)	✓	✓
Instrumentation Dash	✓	✓
Kill Tank Self Flooding	✓	✓
Live Bait Tank Plumbed	✓	✓
Non Skid Top Deck	✓	✓
Overhead Radio Console	✓	✓
Painting Inside & Out (White or Pipeline Grey)	✓	✓
Pinstriping	✓	✓
Plate Style Electric Trim Tabs	✓	✓
Rear Instrument Cover	✓	✓
Reverse Chine	✓	✓
Rocket Launcher With 8 X Alloy Rod Holders	✓	✓
Rod Holders (Alloy) – In Wide Side Decks	6	6
Side Pockets (Extra Long)	2	2
Spray Deflector Strake	✓	✓
Steering Assembly Cover	✓	✓
Sump Box With Bilge Pump And Alloy Bung With Drain Overboard	✓	✓
Tackle Storage In Transom To Suit 5 X 237002 Series Plano Tackle Trays	✓	✓
Transducer Brackets	2	2
Transom Boarding Platform - Non Skid	✓	✓

SPECIFICATIONS	630	670
Towing Eye (Double) – Heavy Duty	✓	✓
Trim Tab Brackets	2	2
Wide Side Decks	✓	✓
<b>ELECTRICAL</b>		
Accessory Pre Rig Loom – To Suit Dual Battery	✓	✓
Gme Gx700 Vhf Radio Flush Mounted With 1.8m Aerial	✓	✓
Battery Storage (Large)	2	2
Battery Master / Isolation Switch (Bep) Dual	✓	✓
Bilge Pump	✓	✓
Bilge Pump Sump Box	✓	✓
Light (Led) – Cabin X1	✓	✓
Light (Led) – Underside Of Hardtop X1	✓	✓
Light (Led) – Anchor Folding (On Hard Top)	✓	✓
Light (Led) – Navigation	✓	✓
Power Socket 12v With Usb	✓	✓
Switch Panel 4 Gang X 2	✓	✓
Trim Tabs With Indicator Switch	✓	✓
6 Gang Fuse Panel (5 Spare Circuits)	✓	✓
<b>FUEL TANK</b>		
Under Floor / Deck Fill (Ltr) / Sender	210	270
<b>RAILS</b>		
Heavy Duty 32mm Bow And Transom Rails	✓	✓
Grab Handles - Around Hard Top	✓	✓
<b>SEATS</b>		
Bolster Seats	2	2
Drivers Side Seat Box With Tackle Storage To Suit 6 X Plano 4-3730-0 Tackle Trays	✓	✓
Passenger Side Seat Box With Storage Hatch & Shelf	✓	✓
Seat Slide And Swivel – Driver – Passenger Swivel Only	✓	✓
<b>STEERING</b>		
Hydraulic Steering	✓	✓
Sports Steering Wheel	✓	✓
<b>TRANSOM</b>		
UE2 - U/L	✓	✓
<b>OPTIONS</b>		
Bunk Infill	opt	opt
Cabin Bunk Cushions (3" Foam) 5 Piece	opt	opt
Carpet On Inside Of Cabin Walls	opt	opt
Coloured Sides	opt	opt
Gme Gx400 27mhz Radio Flush Mounted With 1.8m Aerial	opt	opt
Printed Vinyl Wrap	opt	opt
Rear Lounge ½ & Back Rest	opt	opt
Salt Water Deck Wash	opt	opt
Sarca # 2 Anchor With S/S Swivel	opt	opt
Stress Free Midi Ng Winch, Nylon Rope Kit & 4" Roller	opt	opt




## OPTIONAL PAINT COLOURS INSIDE & OUT



## PINSTRIPES



Go to our website to choose your own colour combinations. Please note: Colours shown are approximate



## UPHOLSTERY COLOURS

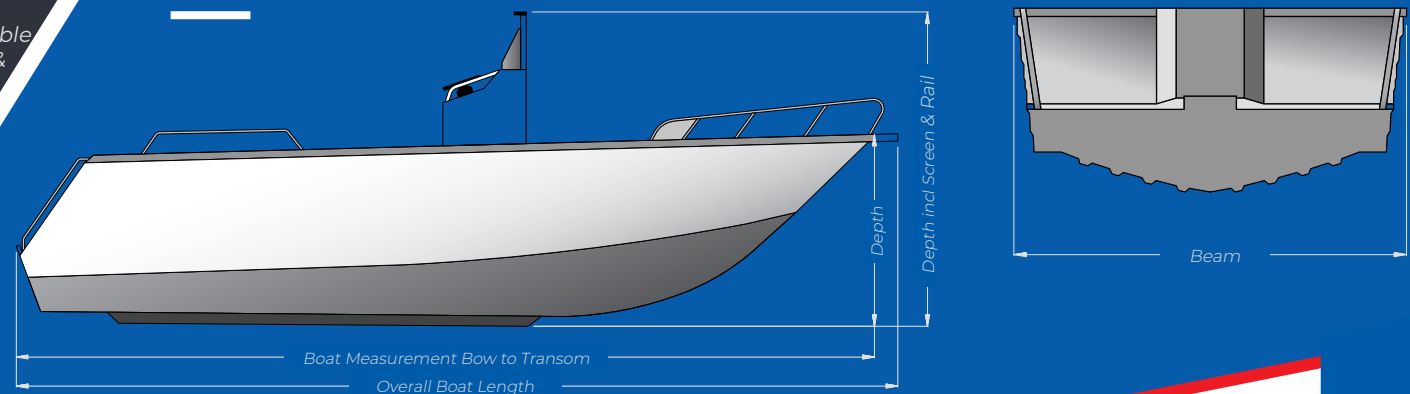


Standard Folding ( available Dark Grey & Grey / Navy & Grey )

• Standard for Models using Pedestal Seating

Deluxe Folding (available Grey Only)  
• Upgrade option.

## DIMENSIONS





## VINYL WRAP DESIGN



Blue Ice



Imperial Purple



Teal Crush



Ocean Blue



Atomic Green



Brilliant Blue



Yellow Gold



Everglade Green



Orange Crush



Sunset Orange



Chilli Red



Fire Storm Red





Impact



Storm Black



Aurora



Tropical



Savannah



Mangrove



Tactical Camo



Electric Blue




Sunset




For the latest & additional information on this model please visit [www.seajay.com.au/paint/](http://www.seajay.com.au/paint/) or scan the QR Code with your Smart Phone


# ACCESSORIES



Floor - Full




Floor - Part



Floor - Three Quarter



Floor - Front



Floor - Rear




Part Casting Platform



Plastic Rod Holder



Alloy Rod Holder



Seat Socket



Full Upholstered Folding Seat



Storage Box with Upholstered Lid



Anchor Well Suits Standard Decks



Deck Filler



Accessory Pre Rig Kit



Electric Motor Plate



Electric Motor Plate - extended off Gunwhale




Live Bait Tank - In Floor



Live Bait Tank - Plastic



Live Bait Tank - Alloy



Full Tank Rack



Half Tank Rack Suits 45ltr Tank



Deck Wash - Salt Water



Handles & Rope Cleat





Rear Step & Rail



Ski Tow Eye



Rod Locker Above Floor



Side Pocket



Short Front Rails



Short Rear Rail



Side Console



4.85 - 5.0m Folding Console



Bow Spit & Roller




Small Bollard



Baitboard Standard



Baitboard Deluxe  
suits Vision/Velocity/Trojan Models  
Only



Removable Baitboard



Sounder Mount Plate



Switch Mount Plate



Transducer Bracket



Folding Alloy Targa



Drink Holder - Standard



Not all accessories and options available are shown, please refer to your dealer for the full extensive range or visit [www.seajayboats.com.au/options/accessories](http://www.seajayboats.com.au/options/accessories) online or by scanning the QR code.

# Warranty

Sea Jay Group Pty Ltd A.C.N. 141 380 298

This document states terms of the Warranty given by the Company in respect of products manufactured by it.

## 1. INTERPRETATION

In this document:-

- 1.1 "The Company" means Sea Jay Group Pty Ltd A.C.N. 141 380 298.
- 1.2 "The Purchaser" means the original person or entity of any boat sold through an authorised Sea Jay Boats Dealership.
- 1.3 "Boat" means any aluminium boat or accessory manufactured by the Company.
- 1.4 "Warranty Period" means the period of two years (24 months) from the date of delivery to the ORIGINAL purchaser.

## 2.0 WARRANTY

- 2.1 The Company warrants to the Purchaser that:-
  - 2.1.1 The quality of the materials used in the construction of the boat is in accordance with or above, the standard usual in the aluminium boat building industry; and
  - 2.1.2 The boat will remain free of defects during the warranty period.
- 2.2 Purchasing of a Boat & Trailer Package offers an extended one (1) year warranty, if ordered on a fitted & supplied Trailer from Sea Jay Boats and not dealer fitted boat & trailer packages, meaning the boat hull only (Structure only) and trailer (Frame Structure Only) are covered for a total of three years (36 calendar months). For other Trailer warranty conditions please refer trailer manufacturers owners manual/warranty card.

## 3.0 WORKS UNDER WARRANTY

- 3.1 To obtain the benefit of the warranty the Purchaser must return the boat to its place of purchase and/ or factory, whichever is closest. The warranty does not cover items replaced during normal service and maintenance operations and which are subject to wear.
- 3.2 Warranty does not cover any consequential expenses beyond the warranty repair itself. Eg. Freight
- 3.3 Sea Jay Boats shall not be liable for consequential loss of any kind arising out of the supply or operation of the Boat.

## 4.0 EXCLUSIONS

- 4.1 The warranty will not cover any defect or damage caused by:-
  - 4.1.1 Operating outside design limitations
  - 4.1.2 Misuse, abuse or negligence
  - 4.1.3 Normal Wear and Tear
  - 4.1.4 Use of a motor which has more power or weight than recommended on the compliance plate attached to the Boat.
  - 4.1.5 Improper Trailer fitup. Eg. Incorrect tie down of Boat to Trailer, no Engine support bracket and off road use.
- 4.2 Paint and decals are warranted for a maximum period of 12 months from date of delivery against defective paint or decal application, NOT against the normal effect of wear and tear, oxidation, fuel or solvents damage or dissimilar metals; Oxidation has the potential to bubble the paint or decal finish; Surface contaminants can cause oxidation if not removed from the vessel
- 4.3 Factory fitted parts, fittings or extras are subject to a 1 year (12 month) limited warranty only. Such items include but not limited to:- Vinyl Wraps, Carpet, Upholstery, Pre-Rigging and Windscreens (including console screens) etc, etc.

- 4.4 Vinyl Wraps are warranted against defective application, NOT against Damage caused by solvent/ petrol etc or damage due to misuse
- 4.5 Any alterations / modifications to the Boat once it has left the factory will void any/all remaining warranty.

## 5.0 COMMERCIAL USE

- 5.1 Due to the variance in usage and conditions which may be experienced, the Purchaser must be satisfied the intended Boat is suited for commercial applications.
- 5.2 This Warranty does not cover any boat which has been used for a commercial purpose.

## 6.0 EXCLUSION OF FURTHER WARRANTIES

- 6.1 Except as stated in this document, no warranty express or implied is given by the Company except any warranty which is implied by law.





# General Maintenance

It is important to follow a few basic rules in providing regular maintenance to your new vessel.

- Always thoroughly wash your entire vessel after using with fresh water and a marine wash designed for dissolving salt deposits.
- A spray of a protective lanolin based product should be re-applied after washing, to all areas where dissimilar metals are fitted. eg. Any Stainless Steel fittings (Windscreen Bolts, Rod Holders, Baitboard etc.)
- If an accessory is fitted after market (not factory fitted) it is important to spray a protective lanolin based product to these areas where salt or moisture can be attracted.
- Leave your vessel permanently tilted to drain after use.

More Detailed information is available within our Owners Manual.



## DEALER NETWORK

Our National Dealer Network will provide you with updated information and marketing of our product. As fishing and boating needs differs in various parts of our nation, our Dealer Network will provide the right product for their area. However if your needs call for a variation. Sea Jay have a range of optional accessories and fittings to meet your needs.

## DISCLAIMER

As Sea Jay continues to make improvements to our product, we do reserve the right to change any details that are contained herein.

All specifications quoted are approximate and subject to change.

Please note that photos may show accessories or options that are not standard, please check the features for the standard options applicable.

For further information on the Sea Jay Model range please contact your authorised Dealer as Sea Jay Aluminium Boats do not sell our Pressed Range direct from the factory.

[www.seajayboats.com.au](http://www.seajayboats.com.au)

# DELUXE BOATS

PRINTED AUGUST 2024

For more information, contact your authorised Sea Jay Boats dealer



2 Maddison Court, Bundaberg Qld 4670 | Ph: 07 4152 2111