

EDITION 5

Brochure runs from 1996 to 2000

SEA JAY ALUMINIUM BOATS

YOUR PERSONALISED ALUMINIUM BOAT MANUFACTURER
BUNDABERG, QUEENSLAND

*Get amongst it with your
Sea Jay*



roduction to

SEA JAY ALUMINIUM BOATS

ON COURT, BUNDABERG QLD 4670

PHONE: (07) 4152 2111

FAX: (07) 4153 5075



SEA JAY ALUMINIUM BOATS OWNED BY COL AND JANELLE GLASS. ESTABLISHED THEIR ALUMINIUM BOAT MANUFACTURING FACTORY IN THEIR HOME TOWN OF BUNDABERG IN 1989.

MANUFACTURING BEGAN IN RENTED PREMISES DURING THE FIRST COUPLE OF YEARS AND AFTER A SUCCESSFUL YEAR WERE ABLE TO BUILD THEIR OWN PREMISES, COMPRISING OF TWO BUILDINGS SPANNING OVER 1560 METRES WITH THE INTENTION OF EXTENDING THE PRESENT BUILDINGS OVER THE NEXT COUPLE OF

YEARS. BEFORE BECOMING INVOLVED IN THE MANUFACTURING INDUSTRY, COL HAD WORKED WITHIN THE MARINE INDUSTRY AS AN OUTBOARD MECHANIC AND ALUMINIUM WELDER FOR A PERIOD OF 10 YEARS. AS A WELDER HE SPECIALIZED IN BOAT REPAIRS AND MODIFICATIONS. IT WAS FROM THIS INVOLVEMENT IN THE MARINE INDUSTRY THAT COL SAW A MARKET FOR SMALL PUNTS AND DINGHIES AND DECIDED TO MOVE INTO THIS AREA, INITIALLY FOCUSING THAT HE WOULD CONCENTRATE ON THE SMALL BOAT MARKET. THIS VISION GREW WITH INCREASED DEMAND OF THE PRODUCT AND NOW SEA JAY ALUMINIUM BOATS BUILD A RANGE OF BOATS FROM 2.4M TO 4.5M WITH OVER 60 MODELS IN THE RANGE CONSISTING OF DINGHIES, V-NOSE PUNTS, CENTRE CONSOLES, TRAILER BOATS AND CABINS.

ENTERING THE MARINE INDUSTRY, COL AND JANELLE TOGETHER WITH THEIR CHILDREN, HAVE ALWAYS ENJOYED THEIR LEISURE TIME ON THE WATER BOTH AS KEEN FISHERMEN AND ACTIVE WATER SKIERS, HENCE THE REASON FOR GETTING INVOLVED IN THE BOATING INDUSTRY.

SEA JAY ALUMINIUM BOATS LIKE TO MEET THEIR CUSTOMERS NEEDS WITH A RANGE OF ACCESSORIES TO SUIT DIFFERENT REQUIREMENTS. MANY OF SEA JAY'S MODELS HAVE BEEN SET UP INITIALLY ON CUSTOMERS REQUESTS AND AS THEY BECAME POPULAR WERE THEN ADDED TO THE MODEL RANGE.

THE SEA JAY RANGE FEATURES HIGH SIDES AND WIDE BEAMS WHICH PROVIDE SAFETY AND RELIABILITY TO THE BOAT OWNER. THEY HAVE ALSO MANUFACTURED SEVERAL VESSELS TO SPECIAL SURVEY REQUIREMENTS FOR GOVERNMENT DEPARTMENTS AND COMMERCIAL VENTURES.

SEA JAY ALUMINIUM BOATS HAVE A DEALERSHIP NETWORK THROUGHOUT AUSTRALIA WHO ARE ABLE TO PROVIDE DETAILED INFORMATION ON THE SEA JAY RANGE, AND ARE ALSO CONTINUALLY IN CONTACT, KEEPING THEM UP TO DATE WITH ANY CHANGES AND NEW MODELS WHICH ARE ABOUT TO ENTER THE MARKET PLACE.

MAXIMUM ATTENTION IS PAID TO EACH SEA JAY MODEL PRODUCED WITH QUALITY AND PRIDE OF WORKMANSHIP BEING AN IMPORTANT ASPECT OF THE MANUFACTURING PROCEDURES. SEA JAY TRY VERY HARD TO LISTEN TO THE MARKET PLACE AND WHERE POSSIBLE, AIM TO ACHIEVE THE CUSTOMERS NEEDS.

COL & JANELLE GLASS AND THEIR STAFF



ALL ABOUT THE SEA JAY RANGE, WHICH ONE WOULD SUIT YOUR NEEDS?

SEA JAY

ALUMINIUM BOATS

"V" NOSE PUNT RANGE

The "BARRA PUNT" is an ideal smooth water vessel providing a stable platform. This model is light and easily handled, making it an ideal car topper. Usually sold as a two seater, however a front cast platform can be an option. The Barra Punt models are in 3m, 3.4m and 3.7m lengths.

The "BARRA BOAT" also provides you with a stable platform and will handle small choppy conditions. They are available in a two seater model and also with a Front Cast Platform. Also in the "Barra Boat" models is the "BARRA MASTA" and "BARRA MASTA DLX". These versions of the models are painted with a range of options that are standard, your dealer will have a detailed list of these. The Barra Boat, Barra Mastas & Dlx range in size from 3.7m to 4.9m.

The "BASS-N-BARRA" model has recently been re designed, it gives you a stable platform, however able to handle a small chop. Built standard with two seats however a cast platform can be an option. This vessel is very suitable to all round river fishing, prawning and crabbing. The Bass-n-Barras are built in 3.7m, 4.0m and 4.3m lengths.

CENTRE CONSOLE

The "CENTRE CONSOLE" models are well appointed featuring a large fishing area. This range has been designed for the specialist fisherman and offers comfortable riding. Our "Centre Console" range features Standard, Deluxe, Drifter and Freedom Models all including their own standard options applicable to each. Your dealer will have a full listing of specifications on each Centre Console. The Centre Consoles range from 4.1m to 7.25m in length.

DINGHIES RANGE

Sea Jay Dinghies ride comfortably and are extremely versatile over a vast range of applications. Heavy duty models are available for the professional fisherman as well as a large range of hire dinghies perfect for commercial ventures. Our Dinghy range also features specialised models such as the "ESCAPE" and "CASTAWAY" models. These models are painted with a wide range of options standard to each one. Your dealer will again assist with full details on these boats. Our Dinghies range in size from 2.4m to 5.2m lengths.

RUNABOUT RANGE

Runabouts are the all-round pleasure boats in the Sea Jay range with their comfort a design feature. A perfect boat for the family day out whether it be for fishing or a boating venture. Our models in the Runabout range are painted with various options depending on the model length you choose. Your dealer will again be able to assist you with detailed standard options available. The Runabout models range in size from 4.1m to 5.45m.

SPORTS CAB

The Cabin model in our range is an ideal vessel for the overnight venturers, it will handle heavier water conditions and offer the ultimate in comfort with protection from the elements.

They feature a large fishing area and range in size from 5.25m to 7.25m.


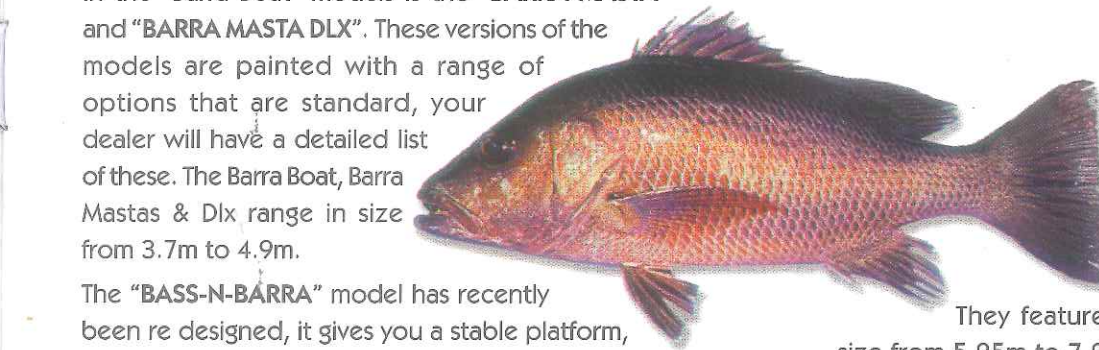
PUNT

Yes, we still have this model in our range, the square nose punt has been left behind since the introduction of the "V" nose model, however there are still a few people looking for the true stable platform, however this model is only suitable in smooth water conditions. The waters of the creeks and setting crab pots are ideal situations for this model.

*With this vast range of models
there will be a model to
suit your needs.*

FOR FULL DETAILS ON ALL MODELS AVAILABLE
SEE OUR SPECIFICATIONS LIST ON PAGE 17
AND PAGE 18.

STANDARD FEATURES ARE LISTED
ON BOAT MODELS SHOWN IN
THIS BROCHURE, PLEASE
CONTACT YOUR DEALER FOR
THE STANDARD FEATURES
ON OUR OTHER MODELS
NOT SHOWN.





YOUR PERSONALISED ALUMINIUM BOAT MANUFACTURER

BARRA PUNTS


3.0M BARRA PUNT

2 Thwart Seats Foam Fitted
Front Handle
Back Corner Gussets
Front & Rear Rails
Towing Eye
Rowlocks
2 x 1" Plastic Bungs
Cast Platform Model Available




3.4M BARRA PUNT WITH CAST PLATFORM

2 Thwart Seats Foam Fitted
Front Handle
Back Corner Gussets
Front & Rear Rails
Towing Eye
Rowlocks
2 x 1" Plastic Bungs
Cast Platform Model Available



3.7M BARRA PUNT

2 Thwart Seats Foam Fitted
Front Handle
Back Corner Gussets
Front & Rear Rails
Towing Eye
Rowlocks
2 x 1" Plastic Bungs
Cast Platform Model Available



SEE PAGE 17 & 18 FOR SPECIFICATIONS

BASS-N-BARRAS



YOUR PERSONALISED ALUMINIUM BOAT MANUFACTURER

3.7M BASS-N-BARRA

- 2 Thwart Seats Foam Fitted
- Back Corner Gussets
- Front & Rear Handles
- Towing Eye
- Rowlocks
- Front Shelf
- 2 x 1.5" Plastic Bungs



4.0M BASS-N-BARRA

- 2 Thwart Seats Foam Fitted
- Back Corner Gussets
- Front & Rear Handles
- Towing Eye
- Rowlocks
- Front Shelf
- 2 x 1.5" Plastic Bungs



4.3M BASS-N-BARRA

- 2 Thwart Seats Foam Fitted
- Back Corner Gussets
- Front & Rear Handles
- Towing Eye
- Rowlocks
- Front Shelf
- 2 x 1.5" Plastic Bungs



SEE PAGE 17 & 18 FOR SPECIFICATIONS



YOUR PERSONALISED ALUMINIUM BOAT MANUFACTURER

BARRA BOATS BARRA MASTAS



3.7M BARRA BOAT



4.0M BARRA BOAT WITH CAST PLATFORM



4.6M BARRA BOAT WITH OPTIONS

BARRA BOAT FEATURES (MODELS AVAILABLE 3.7M TO 4.9M)

- 2 Thwart Seats Foam Fitted
- Back Corner Gussets
- Front & Rear Handles
- Towing Eye
- Rowlocks
- Checker Plate Deck
- 2 x 1.5" Plastic Bungs
- Spray Chines 3.86m up
- Front & Rear Rails (4.6 & 4.9 Models)
- Full Tank Rack (4.3 Models & Up)
- Front Shelf

Cast Platform Models Available

4.2M BARRA MASTA FEATURES (MODELS AVAILABLE 3.86M - 4.2M - 4.3M)

- Short Front Rails with Nav Light Plates
- Towing Eye
- Split Anchorwell
- Front C/Platform with Hatch & Storage
- Wide Side Decks
- Carpet Floor
- Live Bait Tank
- 2 x Swivel Seats & 4 Sockets
- 2 x 1.5" Plastic Bungs
- Painted with Pinstriping
- Switch Panel Plate/Transducer Bracket
- Spray Chines
- Electric M/Bracket



4.2 BARRA MASTA

BARRA MASTA DLX AVAILABLE
4.3M - 4.6M - 4.9M

SEE PAGE 17 & 18 FOR SPECIFICATIONS

DINGHIES



YOUR PERSONALISED ALUMINIUM BOAT MANUFACTURER

2.4M DINGHY

- 2 Thwart Seats Foam Fitted (Riveted)
- Back Corner Brace
- Bow Handle
- Towing Eye
- Rowlocks
- 2 x 1" Bungs




3.4M DINGHY

- 2 Thwart Seats Foam Fitted
- Back Corner Gussets
- Front Shelf
- Front & Rear Handles
- Towing Eye
- Rowlocks
- Rope Cleat
- 2 x 1" Bungs



3.7M DINGHY

- 2 Thwart Seats Foam Fitted
- Back Corner Gussets
- Front Shelf
- Front & Rear Handles
- Towing Eye
- Rowlocks
- Rope Cleat
- 2 x 1.5" Bungs



3.0M MODEL AVAILABLE

SEE PAGE 17 & 18 FOR SPECIFICATIONS

DINGHIES



3.9M DINGHY

- 2 Thwart Seats Foam Fitted
- Front Bulkhead
- Back Corner Gussets
- Front & Rear Handles
- Towing Eye
- Rowlocks
- Rope Cleat
- Spray Chines



4.1M DINGHY

- 2 Thwart Seats Foam Fitted
- Front Shelf
- Back Corner Gussets
- Front & Rear Handles
- Towing Eye
- Rowlocks
- Rope Cleat
- Spray Chines
- Full Tank Rack



4.2M DINGHY

- 2 Thwart Seats Foam Fitted
- Front Shelf
- Back Corner Gussets
- Front & Rear Handles
- Towing Eye
- Rowlocks
- Rope Cleat
- Spray Chines
- Full Tank Rack

DINGHIES



YOUR PERSONALISED ALUMINIUM BOAT MANUFACTURER

4.45M DINGHY

- 2 Thwart Seats Foam Fitted
- Rope Cleat
- Back Corner Gussets
- Front Shelf
- Front & Rear Handles
- Towing Eye
- Rowlocks
- 2 x 1.5" Plastic Bungs
- Full Tank Rack
- Spray Chines



4.5M DINGHY

- 2 Thwart Seats Foam Fitted
- Back Corner Gussets
- Front Shelf
- Front & Rear Handles
- Towing Eye
- Rowlocks
- Front Bollard
- 2 x 1.5" Plastic Bungs
- Full Tank Rack
- Spray Chines



5.2M DINGHY

- 2 Thwart Seats Foam Fitted
- Back Corner Gussets
- Front Shelf
- Front & Rear Handles
- Towing Eye
- Rowlocks
- Front Bollard
- 2 x 1.5" Plastic Bungs
- Full Tank Rack
- Spray Chines
- Part Carpet Floor



4.6 & 4.9M MODELS AVAILABLE

SEE PAGE 17 & 18 FOR SPECIFICATIONS



YOUR PERSONALISED ALUMINIUM BOAT MANUFACTURER

CASTAWAYS



4.1M CASTAWAY



4.3M CASTAWAY

CASTAWAY 4.1M & 4.3M 4.2M MODEL AVAILABLE

Rear Handles

Towing Eye

Spray Chines

1 x Long Side Pocket

7 x Socket Positions

Front Cast Platform 2 Hatches

Live Bait Tank

Short Front Rails Nav. Light Plates

Electric Motor Bracket

Transducer Bracket

Front Shelf

Rope Cleat (Pipe) in Set Down

Foredeck

Set Down Foredeck

2 x Std Pedestal Seats

Wide Side Decks

Carpet Floor/Foam Fitted Under

Painted with Pinstriping

Short Rear Rails

Sounder Mount

2 x 1.5" Plastic Bungs

SEE PAGE 17 & 18 FOR SPECIFICATIONS


ESCAPES



YOUR PERSONALISED ALUMINIUM BOAT MANUFACTURER



4.2M ESCAPE



4.45M ESCAPE

ESCAPE 4.2M - 4.45M

Spilt Anchorwell
Wide Side Decks
Front & Rear Cast Platform with Storage under
Front Bollard
Carpet Floor/Foam Fitted Under
Painted with Pinstriping
Electric Motor Support

Sounder Mount
Towing Eye
Rear Handles
Transducer Bracket
3 x Upholstered Swivel Seats with 5 Socket Positions
60 Litre Under Floor Fuel Tank
Side Pockets
Small Splashwell

Half Tank Rack under Rear Cast Platform
Live Bait Tank
Front Rails with Nav Light Plates
Switch Panel Plate
Short Side Rails
4 x Rod Holders
Spray Chines
2 x 1.5" Plastic Bungs

4.1M - 4.5M - 4.6M MODELS AVAILABLE

SEE PAGE 17 & 18 FOR SPECIFICATIONS



YOUR PERSONALISED ALUMINIUM BOAT MANUFACTURER

DRIFTERS



4.2 DRIFTER



4.45 DRIFTER

DRIFTER 4.2M - 4.45M

4.1 MODEL AVAILABLE

Console/Steering/Windscreen/Shelf
Towing Eye
Rear Handles
Front Shelf
Front Bollard
Two Piece Bow Rail

Short Side Rails
Wide Side Decks with Round Foredeck
Carpet Floor/Foam Fitted Under
Spray Chines
Split Anchorwell

2 x 1.5" Plastic Bungs
2 x Upholstered Swivel Chairs
4 x Seat Sockets Positions
Transducer Bracket
Painted with Pinstriping
Side Pockets

SEE PAGE 17 & 18 FOR SPECIFICATIONS

CENTRE CONSOLES



YOUR PERSONALISED ALUMINIUM BOAT MANUFACTURER

4.55M DLX CENTRE CONSOLE

OTHER MODELS AVAILABLE

Console/Steering/Windscreen/Shelf
Storage Box with Upholstered Seat
Front Shelf
Short Side Rails
Anchorwell
Painted with Pinstriping
50 Litre Fuel Tank Under Floor
Rod Holders x 2
Carpet Floor/Foam Fitted Under
Half Pod with Duckboards & Rails
Two Piece Bow Rail
Towing Eye
Battery & Oil Rack Stern
3 x Bollards
Wide Side Decks with Round Foredeck
Side Pockets
Transducer Bracket
2 x 1.5" Plastic Bungs



4.55 DLX CENTRE CONSOLE

4.75M - 4.95M DLX CENTRE CONSOLE

Folding Console/Steering/Windscreen/
Shelf
Storage Bin with Lift Lid/Upholstered
Seat

Half Pod with Duckboards & Rails

2 x 1.5" Plastic Bungs

Two Piece Bow Rail

Painted with Pinstriping

Wide Side Decks with Round Foredeck

Bow Sprit

2 x Rod Holders

3 x Bollards

Transducer Bracket

Step Up Front Floor (Hatch 4.95)

Anchorwell

Towing Eye

Battery & Oil Rack Stern

Front Shelf

Short Rear Rails

Carpet Floor/Foam Fitted Under

60 Litre Under Floor Tank (4.75 Model)

90 Litre Under Floor Tank (4.95 Model)

Deck Fill & Sender Gauge

Side Pockets

Spray Chines



4.75 DLX CENTRE CONSOLE



4.95 DLX CENTRE CONSOLE

4.1 TO 7.25M MODELS AVAILABLE

SEE PAGE 17 & 18 FOR SPECIFICATIONS



YOUR PERSONALISED ALUMINIUM BOAT MANUFACTURER

FREEDOM



5.95 FREEDOM



5.95 FREEDOM

5.95M FREEDOM

Sheltered Console/Steering/Windscreen/
2 Shelves

Storage Bin with Lift Upholstered Seat

Half Pod with Duckboards & Rails

Battery and Oil rack inside stern

2 x 1.5" Plastic Bungs

Rounded Foredeck and Wide Side Decks

Anchorwell

Transducer Bracket

120 Litre Under Floor Fuel Tank
with Gauge

Targo Top with 4 Rod Holders

Towing Eye

Bow Sprit

Bulkhead

3 Bollards

Two Piece Bow Rails

Short Side Rails

Painted with Pinstriping

Carpet Floor

Side Pockets

Air Chamber Buoyancy

SEE PAGE 17 & 18 FOR SPECIFICATIONS

RUNABOUTS



YOUR PERSONALISED ALUMINIUM BOAT MANUFACTURER

4.2M RUNABOUT

- 2 x Upholstered Swivel Seats
- Motorwell
- Front Shelf
- Rear Handles
- Towing Eye
- Front Bollard
- Windscreen Opening (Cut Away Dash)
- Push Pull Steering
- Side Pockets
- Carpet Floor/Foam Fitted Under
- 60 Ltr Under Floor Fuel Tank/Deck Fill/ Gauge
- 2 x 1.5" Plastic Bungs
- Transducer Bracket
- Painted with Pinstriping
- Glovebox
- Split Bow Rail with Nav Light Plates
- Spray Chines
- Rear Rails
- 2 x Rod Holders
- Bow Sprit
- Anchorwell
- Wide Side Decks



4.55M RUNABOUT

- 2 x Upholstered Swivel Seats
- Front Shelf
- Towing Eye
- 3 Bollards
- Windscreen Opening
- Push Pull Steering
- Side Pockets
- Carpet Floor/Foam Fitted Under
- 60 Ltr Under Floor Fuel Tank/Deck Fill/ Gauge
- 2 x 1.5" Plastic Bungs
- Transducer Bracket
- Painted with Pinstriping
- Glovebox
- Split Bow Rail with Nav Light Plates
- Spray Chines
- Rear Rails
- 2 x Rod Holders
- Bow Sprit
- Anchorwell
- Wide Side Decks
- Half Pod with Duckboard & Rails



4.75M RUNABOUT

- 2 x Padded Adjustable/Slide Pedestal Seats
- Front Shelf
- Towing Eye
- 3 x Bollards
- Windscreen Opening (Cut Away Dash)
- Push Pull Steering
- Side Pockets
- Carpet Floor/Foam Fitted Under
- 60 Ltr Under Floor Fuel Tank with Deck Fill & Gauge
- 2 x 1.5" Plastic Bungs
- Transducer Bracket
- Painted with Pinstriping
- Glovebox
- Two Piece Bow Rail with Nav Light Plates
- Spray Chines
- 2 x Rod Holders
- Bow Sprit
- Anchorwell
- Wide Side Decks
- Half Pod with Duckboard & Rails
- Short Rear Rails
- Battery & Oil Tank Shelf



4.1M TO 5.45M - MODELS AVAILABLE

SEE PAGE 17 & 18 FOR SPECIFICATIONS



YOUR PERSONALISED ALUMINIUM BOAT MANUFACTURER

SPORTS CABS



5.25 SPORTS CAB



5.25 SPORTS CAB



6.25 SPORTS CAB

5.25M SPORTS CAB

OTHER MODELS AVAILABLE

- 2 Upholstered Adjustable/Slide Seats
- 2 x Windows Sealed
- Windscreen & Grab Rail
- Two Bunks
- Push Pull Steering
- Anchorwell
- Front Opening Hatch
- Side Pockets in Cab & Cockpit
- Half Pod with Duckboards & Rails
- 2 x 1.5" Plastic Bungs
- Battery and Oil Rack Inside Stern
- 3 x Bollards
- Two Piece Bow Rail
- Under Floor Flotation
- Painted with Pinstriping
- Transducer Bracket
- 2 x Rod Holders
- 80 Ltr Under Floor Fuel Tank
- Fuel Gauge & Sender
- Carpet Floor
- Bow Sprit
- Spray Chines

6.25M SPORTS CAB

- 2 x Upholstered Adjustable/Slide Seats on Storage Bases
- Windscreen & Grab Rail
- Two Bunks
- Self Draining Floor
- Anchorwell Locker
- Front Opening Hatch
- Side Pockets in Cab & Cockpit
- Half Pod with Duckboards & Rails
- 1 x 2" Alloy Bung
- 3 x Bollards
- Battery and Oil Rack inside stern
- Two Piece Bow Rail
- Short Side Rails
- Painted with Pinstriping
- 150 Litre Under Floor Fuel Tank
- Fuel Gauge & Sender
- Push Pull Steering
- Air Chamber Buoyancy
- Carpet Floor
- Bow Sprit
- 2 x Rod Holders
- Transducer Bracket
- 2 x Windows Sealed
- Navigation Lights



YOUR PERSONALISED ALUMINIUM BOAT MANUFACTURER

SPECIFICATIONS SHEET

BARRA PUNTS

| TYPE | SIZE | MATERIAL | BEAM | DEPTH | FLOOR RIBS | APPROX WEIGHT | MAX HP | MAX MOTOR WEIGHT | TRANSOM |
|------|------|----------------------|-------|-------|------------|---------------|--------|------------------|---------|
| Punt | 3.0m | Bottom & Sides 1.6mm | 1.42m | .45m | 4 | 58kg | 8 | 30kg | SS |
| Punt | 3.4m | Bottom & Sides 1.6mm | 1.42m | .45m | 4 | 59kg | 8 | 30kg | SS |
| Punt | 3.7m | Bottom & Sides 1.6mm | 1.42m | .45m | 6 | 70kg | 15 | 40kg | SS |

BASS - N - BARRA

| TYPE | SIZE | MATERIAL | BEAM | DEPTH | FLOOR RIBS | APPROX WEIGHT | MAX HP | MAX MOTOR WEIGHT | TRANSOM |
|------------------|------|----------------------------|-------|-------|------------|---------------|--------|------------------|---------|
| Bass - n - Barra | 3.7m | Bottom & Sides 1.6mm | 1.70m | .60m | 6 | 88kg | 20 | 55kg | SS/LS |
| Bass - n - Barra | 4.0m | Bottom & Sides 1.6mm | 1.80m | .69m | 9 | 106kg | 25 | 55kg | SS/LS |
| Bass - n - Barra | 4.3m | Bottom 2.0mm & Sides 1.6mm | 1.93m | .75m | 10 | 148kg | 35 | 80kg | LS |

BARRA BOATS / BARRA MASTA'S / DLX

| TYPE | SIZE | MATERIAL | BEAM | DEPTH | FLOOR RIBS | APPROX WEIGHT | MAX HP | MAX MOTOR WEIGHT | TRANSOM |
|-----------|-------|----------------------------|-------|-------|------------|---------------|--------|------------------|---------|
| Boat | 3.7m | Bottom & Sides 1.6mm | 1.55m | .58m | 8 | 81kg | 20 | 55kg | SS/LS |
| Boat | 3.86m | Bottom & Sides 1.6mm | 1.55m | .58m | 8 | 95kg | 25 | 55kg | SS/LS |
| Boat | 4.0m | Bottom & Sides 1.6mm | 1.65m | .60m | 9 | 110kg | 25 | 55kg | LS |
| Boat | 4.2m | Bottom 2.0mm & Sides 1.6mm | 1.65m | .60m | 9 | TBA | 25 | 55kg | LS |
| Boat | 4.3m | Bottom 2.0mm & Sides 1.6mm | 1.73m | .68m | 11 | 130kg | 35 | 80kg | LS |
| Boat | 4.6m | Bottom 4.0mm & Sides 2.0mm | 1.95m | .80m | 10 | 140kg | 40 | 90kg | LS |
| Boat | 4.9m | Bottom 4.0mm & Sides 2.0mm | 1.95m | .80m | 11 | 160kg | 50 | 90kg | LS |
| Masta | 3.86m | Bottom & Sides 1.6mm | 1.55m | .58m | 8 | 155kg | 25 | 55kg | LS |
| Masta | 4.2m | Bottom 2.0mm & Sides 1.6mm | 1.65m | .60m | 9 | 181kg | 30 | 65kg | LS |
| Masta | 4.3m | Bottom 2.0mm & Sides 1.6mm | 1.73m | .68m | 11 | 220kg | 40 | 90kg | LS |
| Masta Dlx | 4.3m | Bottom 2.0mm & Sides 1.6mm | 1.73m | .68m | 11 | 220kg | 40 | 90kg | LS |
| Masta Dlx | 4.6m | Bottom 4.0mm & Sides 2.0mm | 1.95m | .80m | 10 | TBA | 60 | 115kg | LS |
| Masta Dlx | 4.9m | Bottom 4.0mm & Sides 2.0mm | 1.95m | .80m | 11 | TBA | 70 | 115kg | LS |

PUNTS

| TYPE | SIZE | MATERIAL | BEAM | DEPTH | FLOOR RIBS | APPROX WEIGHT | MAX HP | MAX MOTOR WEIGHT | TRANSOM |
|---------|-------|----------------------------|-------|-------|------------|---------------|--------|------------------|---------|
| Punt HD | 3.0m | Bottom & Sides 1.6mm | 1.42m | .46m | 5 | 60kg | 8 | 30kg | SS |
| Punt HD | 3.4m | Bottom & Sides 1.6mm | 1.42m | .46m | 5 | 65kg | 8 | 30kg | SS |
| Punt HD | 3.7m | Bottom & Sides 1.6mm | 1.42m | .46m | 6 | 73kg | 10 | 40kg | SS |
| Punt HD | 3.86m | Bottom & Sides 1.6mm | 1.42m | .46m | 7 | 78kg | 15 | 40kg | SS |
| Punt HD | 4.3m | Bottom 2.0mm & Sides 1.6mm | 1.75m | .51m | 8 | TBA | 30 | 65kg | LS |

DINGHIES

| TYPE | SIZE | MATERIAL | BEAM | DEPTH | FLOOR RIBS | APPROX WEIGHT | MAX HP | MAX MOTOR WEIGHT | TRANSOM |
|-----------------|-------|----------------------------|-------|-------|------------|---------------|--------|------------------|---------|
| Dinghy | 2.4m | Bottom & Sides 1.6mm | 1.38m | .48m | 3 | 39kg | 3 | 17kg | SS |
| Dinghy | 3.0m | Bottom & Sides 1.6mm | 1.46m | .53m | 5 | 61kg | 8 | 30kg | SS |
| Dinghy | 3.4m | Bottom & Sides 1.6mm | 1.46m | .53m | 6 | 65kg | 10 | 40kg | SS |
| Dinghy | 3.7m | Bottom & Sides 1.6mm | 1.55m | .64m | 7 | 85kg | 20 | 55kg | SS/LS |
| Dinghy | 3.9m | Bottom & Sides 1.6mm | 1.60m | .70m | 7 | 90kg | 25 | 55kg | SS/LS |
| Dinghy/SP/C'Way | 4.1m | Bottom 2.0mm & Sides 1.6mm | 1.70m | .78m | 10 | 125kg* | 35 | 75kg | LS |
| Dinghy/SP/C'Way | 4.2m | Bottom 2.0mm & Sides 1.6mm | 2.00m | .88m | 10 | 156kg* | 40 | 90kg | LS |
| Dinghy/SP/C'Way | 4.3m | Bottom 2.0mm & Sides 1.6mm | 1.90m | .80m | 11 | 155kg* | 40 | 90kg | LS |
| Dinghy/SP | 4.45m | Bottom 2.0mm & Sides 1.6mm | 1.97m | .87m | 11 | 161kg* | 40 | 90kg | LS |
| Dinghy/SP | 4.5m | Bottom 3.0mm & Sides 2.0mm | 2.08m | .95m | 10 | 185kg* | 50 | 90kg | LS |
| Dinghy/SP | 4.6m | Bottom 3.0mm & Sides 2.0mm | 2.00m | 1.00m | 12 | 207kg* | 50 | 90kg | LS |
| Dinghy/SP | 4.9m | Bottom 3.0mm & Sides 2.0mm | 2.06m | 1.00m | 13 | 225kg* | 60 | 115kg | LS |
| Dinghy/SP | 5.2m | Bottom 3.0mm & Sides 2.0mm | 2.07m | 1.00m | 14 | 240kg* | 60 | 115kg | LS |
| Escape | 4.1m | Bottom 2.0mm & Sides 1.6mm | 1.70m | .78m | 10 | 180kg | 35 | 80kg | LS |
| Escape | 4.2m | Bottom 2.0mm & Sides 1.6mm | 2.00m | .88m | 10 | TBA | 40 | 90kg | LS |
| Escape | 4.45m | Bottom 2.0mm & Sides 1.6mm | 1.97m | .87m | 11 | 250kg | 40 | 90kg | LS |
| Escape | 4.5m | Bottom 3.0mm & Sides 2.0mm | 2.08m | .95m | 10 | 280kg | 50 | 90kg | LS |
| Escape | 4.6m | Bottom 3.0mm & Sides 2.0mm | 2.00m | 1.00m | 12 | TBA | 60 | 115kg | LS |

*DENOTES APPROX WEIGHT ONLY FOR DINGHIES - CONTACT DEALER FOR OTHER MODELS

CENTRE CONSOLES

| TYPE | SIZE | MATERIAL | BEAM | DEPTH | FLOOR RIBS | APPROX WEIGHT | MAX HP | MAX MOTOR WEIGHT | TRANSOM |
|----------|-------|----------------------------|-------|-------|------------|---------------|--------|------------------|---------|
| Std | 4.1m | Bottom 2.0mm & Sides 1.6mm | 1.70m | .78m | 10 | 160kg | 35 | 80kg | LS |
| Std | 4.3m | Bottom 2.0mm & Sides 1.6mm | 1.90m | .80m | 11 | 190kg | 40 | 90kg | LS |
| Std | 4.6m | Bottom 3.0mm & Sides 2.0mm | 2.00m | 1.00m | 12 | 305kg | 50 | 90kg | LS |
| Std | 4.9m | Bottom 3.0mm & Sides 2.0mm | 2.00m | 1.00m | 13 | 313kg | 70 | 115kg | LS |
| Drifter | 4.1m | Bottom 2.0mm & Sides 1.6mm | 1.70m | .78m | 10 | TBA | 35 | 80kg | LS |
| Drifter | 4.2m | Bottom 2.0mm & Sides 1.6mm | 2.00m | .88m | 10 | TBA | 40 | 90kg | LS |
| Drifter | 4.45m | Bottom 2.0mm & Sides 1.6mm | 1.97m | .87m | 11 | TBA | 40 | 90kg | LS |
| Dlx | 4.55m | Bottom 3.0mm & Sides 2.0mm | 1.90m | .80m | 11 | 220kg | 50 | 90kg | LS |
| Dlx | 4.75m | Bottom 3.0mm & Sides 2.0mm | 2.08m | .95m | 10 | 340kg | 70 | 115kg | LS |
| Dlx | 4.95m | Bottom 3.0mm & Sides 2.0mm | 2.10m | .995m | 11 | 391kg | 90 | 155kg | LS |
| Dlx | 5.25m | Bottom 3.0mm & Sides 2.0mm | 2.10m | 1.10m | 14 | 380kg | 90 | 155kg | LS |
| Dlx | 5.45m | Bottom 4.0mm & Sides 2.0mm | 2.20m | 1.10m | 14 | 420kg | 115 | 175kg | LS |
| Dlx* | 5.75m | Bottom 4.0mm & Sides 3.0mm | 2.30m | 1.20m | N/A | 530kg | 120 | 175kg | UL |
| Freedom* | 5.95m | Bottom 4.0mm & Sides 3.0mm | 2.30m | 1.20m | N/A | 560kg | 140 | 175kg | UL |
| Dlx* | 6.25m | Bottom 5.0mm & Sides 3.0mm | 2.40m | 1.30m | N/A | 640kg | 150 | 200kg | UL |
| Dlx* | 7.25m | Bottom 5.0mm & Sides 4.0mm | 2.48m | 1.50m | N/A | TBA | 300 | 320 kg | UL |

*DENOTES PLATE CONSTRUCTION

RUNABOUTS

| TYPE | SIZE | MATERIAL | BEAM | DEPTH | FLOOR RIBS | APPROX WEIGHT | MAX HP | MAX MOTOR WEIGHT | TRANSOM |
|------|-------|----------------------------|-------|-------|------------|---------------|--------|------------------|---------|
| Dlx | 4.1m | Bottom 2.0mm & Sides 1.6mm | 1.70m | .78m | 10 | 190kg | 40 | 90kg | LS |
| Dlx | 4.2m | Bottom 2.0mm & Sides 1.6mm | 2.00m | .88m | 10 | 290kg | 40 | 90kg | LS |
| Dlx | 4.55m | Bottom 2.0mm & Sides 1.6mm | 1.90m | .80m | 11 | 220kg | 50 | 90kg | LS |
| Dlx | 4.75m | Bottom 3.0mm & Sides 2.0mm | 2.08m | .95m | 10 | 335kg | 70 | 115kg | LS |
| Dlx | 4.95m | Bottom 3.0mm & Sides 2.0mm | 2.10m | .995m | 11 | TBA | 90 | 155kg | LS |
| Dlx | 5.25m | Bottom 3.0mm & Sides 2.0mm | 2.10m | 1.10m | 14 | 380kg | 90 | 155kg | LS |
| Dlx | 5.45m | Bottom 4.0mm & Sides 2.0mm | 2.20m | 1.10m | 14 | 410kg | 90 | 155kg | LS |

SPORTS CABS

| TYPE | SIZE | MATERIAL | BEAM | DEPTH | FLOOR RIBS | APPROX WEIGHT | MAX HP | MAX MOTOR WEIGHT | TRANSOM |
|------|-------|----------------------------|-------|-------|------------|---------------|--------|------------------|---------|
| Cab | 5.25m | Bottom 3.0mm & Sides 2.0mm | 2.10m | 1.10m | 14 | 430kg | 90 | 155kg | LS |
| Cab | 5.45m | Bottom 4.0mm & Sides 2.0mm | 2.20m | 1.10m | 14 | 485kg | 115 | 175kg | LS |
| Cab* | 5.75m | Bottom 4.0mm & Sides 3.0mm | 2.30m | 1.20m | N/A | 550kg | 120 | 175kg | UL |
| Cab* | 5.95m | Bottom 4.0mm & Sides 3.0mm | 2.30m | 1.20m | N/A | 590kg | 140 | 175kg | UL |
| Cab* | 6.25m | Bottom 5.0mm & Sides 3.0mm | 2.40m | 1.30m | N/A | 710kg | 200 | 200kg | UL |
| Cab* | 7.25m | Bottom 5.0mm & Sides 4.0mm | 2.48m | 1.50m | N/A | TBA | 300 | 320kg | UL |

*DENOTES PLATE CONSTRUCTION

ACCESSORIES

THE FOLLOWING ARE AVAILABLE ON MOST MODELS, IF NOT STANDARD.



YOUR PERSONALISED ALUMINIUM BOAT MANUFACTURER

- ANCHOR TUBES
- ANCHORWELL
- BOLLARDS
- BOW RAILS
- BOW SPRIT
- BULKHEAD
- BUNGS 50mm ALLOY
- BURLEY BUCKET
- CANOPY - T.TOP & FOLDING (LARGER MODELS ONLY)
- CAST PLATFORMS
- CHECKER PLATE FOREDECK
- CLEANING TRAYS
- CONSOLES WITH STEERING & WINDSCREEN
- FLOORS - PART AND FULL - PAINT NON SKID OR CARPET
- FUEL TANKS(UNDER FLOOR) NOT AVAILABLE IN ALL MODELS
- GUNWHALES - DOUBLE & WIDE SIDE DECKS
- HALF POD - NOT AVAILABLE IN ALL MODELS
- KILL TANK
- LADDER (FOLDING)
- LIFTING LUGS
- LIVE BAIT TANKS
- MOTORWELL - NOT AVAILABLE IN ALL MODELS
- PAINTING WITH PINSTRIPING
- POLING PLATFORM
- RAILS - SHORT SIDE/REAR/FRONT
- RAILS - LONG SIDE
- ROD HOLDERS (ALLOY & PLASTIC)
- SEATING - REAR LOUNGE (FOLDING), STD SWIVEL, UPHOLSTERED SWIVEL
- SEATING - REMOVABLE
- SOCKETS - EXTRA SEAT POSITIONS
- STRIKE CHAIR
- SIDE POCKETS
- SPLASHWELLS
- STEPS - TRANSOM
- STORAGE BOXES - WITH UPHOLSTERED LID
- TANK RACKS (FUEL)

SPLIT ANCHORWELL
(BARRA BOAT)



POLING PLATFORM




REAR FOLDING
LOUNGE



FILLED IN POD



BOW SPRIT



REAR STEP & RAIL



SEA JAY ALUMINIUM BOATS

YOUR PERSONALISED ALUMINIUM BOAT MANUFACTURER



4.75 RUNABOUT DLX



4.2 DINGHY



4.45 "DRIFTER" CENTRE CONSOLE



4.45 "DRIFTER" CENTRE CONSOLE

2 MADDISON COURT, BUNDABERG QLD 4670
TELEPHONE: (07) 4152 2111
FACSIMILE: (07) 4153 5075

SEA JAY ALUMINIUM BOATS ARE WARRANTED TO THE ORIGINAL PURCHASER TO BE FREE FROM DEFECTS IN MATERIAL AND WORKMANSHIP FOR A PERIOD OF TWO YEARS FROM THE DATE OF PURCHASE. THE WARRANTY IS ONLY TO BE MADE GOOD AT THE FACTORY, WITH FREIGHT PRE-PAID, ANY SUCH DEFECT, PROVIDED THAT THE BOAT HAS NOT BEEN SUBJECT TO MISUSE, ABUSE OR NEGLIGENCE AND HAS NOT BEEN POWERED WITH A MOTOR OF MORE POWER THAN THE MAXIMUM RECOMMENDED ON THE SPECIFICATIONS PLATE.

N.B. BOATS USED COMMERCIALY ARE NOT WARRANTED.

COMMERCIAL USE- IMPORTANT: SEA JAY BOATS ARE CHOSEN BY COMMERCIAL USERS THROUGHOUT AUSTRALIA, HOWEVER AS POSSIBLE COMMERCIAL APPLICATIONS AND THE CONDITIONS OF USAGE ARE SO VARIED, AND AS SUCCESS DEPENDS TO A LARGE DEGREE ON THE USER EXERCISING DUE CARE, SEA JAY DOES NOT WARRANT BOATS USED COMMERCIALY NOR WARRANT THAT SEA JAY BOATS ARE SUITABLE FOR YOUR PARTICULAR COMMERCIAL APPLICATION AND THE PURCHASER MUST SATISFY THEMSELVES IN THIS REGARD.

PAINTWORK IS NOT WARRANTED.

NOTE

THE CONTENTS OF THIS BROCHURE ARE CORRECT AT THE TIME OF PRINTING, HOWEVER AS WE WILL CONTINUE TO MAKE IMPROVEMENTS TO OUR PRODUCT, WE DO RESERVE THE RIGHT TO CHANGE ANY DETAILS THAT ARE CONTAINED HEREIN. ALL SPECIFICATIONS QUOTED IN THIS BROCHURE ARE APPROXIMATE AND SUBJECT TO CHANGE.

PLEASE ALSO NOTE THAT PHOTOS MAY SHOW ACCESSORIES/OPTIONS THAT ARE NOT STANDARD, WE ASK THAT YOU REFER TO YOUR LOCAL DEALER FOR THE LATEST INFORMATION ON THE PARTICULAR MODEL YOU SHOW INTEREST IN.

YOUR LOCAL SEA JAY DISTRIBUTOR



4.75 RUNABOUT DLX