

EDITION 4


Models 1994 to 1996

# Get amongst it with your Seajay



BUNDABERG QLD.

Your personalised  
aluminium boat manufacturer



*SEA JAY manufactures high quality aluminium boats that are sought after by enthusiasts and professionals. The range covers everything from punts to 6 metre cabins coming in standard, deluxe and custom designs. The original approach to design produces*

*unique boats combining practicality, safety features, sturdy reliability and superb finish all in marine grade aluminium. All dinghies, runabouts, centre consoles and cabins feature high sides and wide beams. A SEA JAY boat is the best way to get amongst it in Australian waters.*

# **BARRA PUNTS AND BREAM BOATS**

**Barra Punts** are ideal for smooth water, are light and easily handled and can be transported on top of a vehicle.

**Bream Boats** provide a stable platform and will handle small choppy conditions. They're ideal for cast netting and the lure fisherman.


The Bass and Barra range offers a stable platform, is suitable to smooth water conditions and great for crabbing and prawning.

## **4.0M BREAM BOAT**



MATERIAL: Bottom & Sides 1.6mm  
BEAM: 1.65m  
DEPTH: .60m  
NUMBER OF FLOOR RIBS: 9  
WEIGHT APPROX: 106kg  
MAX Hp: 25  
ALSO AVAILABLE IN 3.7M  
(NOW KNOWN AS "BARRA BOAT")

## **3.7M BARRA PUNT**



(WITH CAST PLATFORM AVAILABLE)  
MATERIAL: Bottom & Sides 1.2mm LW & 1.6mm HD  
BEAM: 1.38m  
DEPTH: .45m  
NUMBER OF FLOOR RIBS: 5 (LW) 6 (HD)  
WEIGHT APPROX.: 55kg (LW) 60kg (HD)  
MAX Hp: 8 (LW) 15 (HD)  
ALSO AVAILABLE IN 2.4m & 3.0m

## **4.3M BREAM BOAT DLX**



MATERIAL: Bottom 2mm & Sides 1.6mm  
BEAM: 1.73m  
DEPTH: .68m  
NUMBER OF FLOOR RIBS: DLX 10, STD 11  
WEIGHT APPROX: 125kg (STD) 220kg (DLX)  
MAX Hp: 35 (STD) 40 (DLX)  
STANDARD MODEL AVAILABLE  
(NOW KNOWN AS "BARRA MASTA DLX")

## **4.3M BASS & BARRA MK4**




MATERIAL: Bottom 2mm & Sides 1.6mm  
BEAM: 1.7m  
DEPTH: .6m  
NUMBER OF FLOOR RIBS: 4.3m (10)  
WEIGHT APPROX.: 117kg  
MAX Hp: 30  
MK4 ALSO AVAILABLE IN 4.0M,  
MK3 AVAILABLE IN 3.7M & 4.0M & MK2 3.7M

## **4.6M BREAM BOAT DLX**



MATERIAL: Bottom 3mm & Sides 2mm  
BEAM: 1.95m DEPTH: .80m  
NUMBER OF FLOOR RIBS: 10  
WEIGHT APPROX: 140kg (STD) N/A (DLX)  
MAX Hp: 40 (STD) 60 (DLX)  
ALSO AVAILABLE IN 4.9M STD & DLX  
STANDARD MODELS AVAILABLE  
(NOW KNOWN AS "BARRA MASTA DLX")

0031




# DINGHIES

**SEA JAY Dinghies ride comfortably and are extremely versatile over a vast range of applications.**

**Heavy duty models are available for the professional fisherman as well as a large range of hire dinghies perfect for commercial ventures.**



## 3.7M DINGHY




MATERIAL: Bottom & Sides 1.6mm  
 BEAM: 1.55m  
 DEPTH: .64m  
 NUMBER OF FLOOR RIBS: 7  
 WEIGHT APPROX.: 80kg  
 MAX Hp: 20

## 2.4M DINGHY LW & HD



MATERIAL: Bottom & Sides 1.2mm (LW) 1.6mm (HD)  
 BEAM: 1.38m  
 DEPTH: .48m  
 NUMBER OF FLOOR RIBS: 3  
 WEIGHT APPROX.: 36kg (LW) 39kg (HD)  
 MAX Hp: 3 (LW & HD)

## 3.86M DINGHY



MATERIAL: Bottom & Sides 1.6mm  
 BEAM: 1.6m  
 DEPTH: .70m  
 NUMBER OF FLOOR RIBS: 7  
 WEIGHT APPROX: 85kg  
 MAX Hp: 25

## 3.0M DINGHY LW & HD



MATERIAL: Bottom & Sides 1.2mm (LW) 1.6mm (HD)  
 BEAM: 1.46m  
 DEPTH: .53m  
 NUMBER OF FLOOR RIBS: 5  
 WEIGHT APPROX.: 50kg (LW) 55kg (HD)  
 MAX Hp: 6 (LW) 8 (HD)  
 ALSO AVAILABLE IN 3.4M

## 4.0M DINGHY



MATERIAL: Bottom 2mm & Sides 1.6mm  
 BEAM: 1.7m  
 DEPTH: .78m  
 NUMBER OF FLOOR RIBS: 10  
 WEIGHT APPROX: 110kg  
 MAX Hp: 30  
 ALSO AVAILABLE IN 4.3M, 4.6M & 4.9M


# CENTRE CONSOLE BOATS

Centre Consoles are well appointed featuring a large fishing area. This range has been designed for the specialist fisherman and offers comfortable riding.

The Escapes offer similar features to those of the dinghy plus practicality and comfort making them great for lure and live bait fishing.



## 5.2M CENTRE CONSOLE DLX



MATERIAL: Bottom 3mm & Sides 2mm  
BEAM: 2.2m  
DEPTH: 1.1m  
NUMBER OF FLOOR RIBS: 14  
WEIGHT APPROX.: 420kg  
MAX Hp: 115  
ALSO AVAILABLE IN 5.5M

## 4.3 CENTRE CONSOLE DLX



MATERIAL: Bottom 3mm & Sides 2mm  
BEAM: 1.9m  
DEPTH: .8m  
NUMBER OF FLOOR RIBS: 11  
WEIGHT APPROX.: 190kg (STD) 220kg (DLX)  
MAX Hp: 40 (STD) 50 (DLX)  
ALSO AVAILABLE IN 4.0M CENTRE CONSOLE STD  
& 4.6M & 4.9M CENTRE CONSOLE STD & DLX

## 6.0M CENTRE CONSOLE DLX




MATERIAL: Bottom 5mm & Sides 3mm  
(PLATE CONSTRUCTION)  
BEAM: 2.4m  
DEPTH: 1.3m  
WEIGHT APPROX.: 640kg  
MAX Hp: 150

## 5.0M CENTRE CONSOLE DLX



MATERIAL: Bottom 3mm & Sides 2mm  
BEAM: 2.1m  
DEPTH: 1.1m  
NUMBER OF FLOOR RIBS: 14  
WEIGHT APPROX.: 380kg  
MAX Hp: 90

## 4.3M ESCAPE



MATERIAL: Bottom 2mm & Sides 1.6mm  
BEAM: 1.9m  
DEPTH: .8m  
NUMBER OF FLOOR RIBS: 11  
WEIGHT APPROX.: 210kg  
MAX Hp: 40  
ALSO AVAILABLE 4.0M & 4.6M

# RUNABOUTS AND SPORTS CABs

Runabouts are the all-round pleasure boats in the SEA JAY range with their comfort a design feature.

Cabins are ideal for overnight ventures, will handle heavier water conditions and offer the ultimate in comfort with protection from the elements. They feature a large fishing area.



## 4.0M RUNABOUT DLX



MATERIAL: Bottom 2mm & Sides 1.6mm  
BEAM: 1.7m  
DEPTH: .78m  
NUMBER OF FLOOR RIBS: 10  
WEIGHT APPROX.: 130kg (STD) 190kg (DLX)  
MAX Hp: 30 (STD) 40 (DLX)  
ALSO AVAILABLE IN 4.3M & 4.6M  
STANDARD MODEL AVAILABLE

## 5.0M SPORTS CAB



MATERIAL: Bottom 3mm & Sides 2mm  
BEAM: 2.1m  
DEPTH: 1.1m  
NUMBER OF FLOOR RIBS: 14  
WEIGHT APPROX.: 430kg  
MAX Hp: 90  
ALSO AVAILABLE IN 5.5M & 6.0M

## 4.9M RUNABOUT DLX



MATERIAL: Bottom 3mm & Sides 2mm  
BEAM: 2.0m  
DEPTH: 1.0m  
WEIGHT APPROX.: 200kg (STD) N/A (DLX)  
MAX Hp: 50 (STD) 70 (DLX)  
STANDARD MODEL AVAILABLE

## 5.2M PRO CAB



MATERIAL: Bottom 3mm & Sides 2mm  
BEAM: 2.2m  
DEPTH: 1.1m  
NUMBER OF FLOOR RIBS: 14  
WEIGHT APPROX.: 485kg  
MAX Hp: 115

## 5.2 RUNABOUT DLX



MATERIAL: Bottom 3mm & Sides 2mm  
BEAM: 2.2m  
DEPTH: 1.1m  
NUMBER OF FLOOR RIBS: 14  
WEIGHT APPROX.: 420kg  
MAX Hp: 90  
ALSO AVAILABLE IN 5.0M

## BARRA PUNTS

TYPE	SIZE	MATERIAL	BEAM	DEPTH	NUMBER OF FLOOR RIBS	APPROX. WEIGHT Kg	MAX Hp
PUNT LW	2.4m	Bottom & Sides 1.2mm	1.38m	.45m	3	39	3
PUNT LW*	3.0m	Bottom & Sides 1.2mm	1.38m	.45m	4	45	6
PUNT HD*	3.0m	Bottom & Sides 1.6mm	1.38m	.45m	4	50	8
PUNT LW*	3.7m	Bottom & Sides 1.2mm	1.38m	.45m	5	55	8
PUNT HD*	3.7m	Bottom & Sides 1.6mm	1.38m	.45m	6	60	15

\*with cast platform available.

## BASS & BARRA BOATS

TYPE	SIZE	MATERIAL	BEAM	DEPTH	NUMBER OF FLOOR RIBS	APPROX. WEIGHT Kg	MAX Hp
MK2	3.7m	Bottom & Sides 1.6mm	1.40m	.56m	6	75	10
MK3	3.7m	Bottom & Sides 1.6mm	1.50m	.56m	6	80	15
MK3	4.0m	Bottom & Sides 1.6mm	1.50m	.56m	7	86	20
MK4	4.0m	Bottom 2.0 & Sides 1.6mm	1.70m	.60m	9	108	30
MK4	4.3m	Bottom 2.0 & Sides 1.6mm	1.70m	.60m	10	117	30

## BARRA BOATS/BARRA MASTA DLX

TYPE	SIZE	MATERIAL	BEAM	DEPTH	NUMBER OF FLOOR RIBS	APPROX. WEIGHT Kg	MAX Hp
BOAT*	3.7m	Bottom & Sides 1.6mm	1.55m	.58m	8	85	20
BOAT*	4.0m	Bottom & Sides 1.6mm	1.65m	.60m	9	106	25
BOAT STD*	4.3m	Bottom 2.0 & Sides 1.6mm	1.73m	.68m	11	125	35
MASTA DLX*	4.3m	Bottom 2.0 & Sides 1.6mm	1.73m	.68m	11	220	40
BOAT STD*	4.6m	Bottom 3.0 & Sides 2.0mm	1.95m	.80m	10	140	40
MASTA DLX*	4.6m	Bottom 3.0 & Sides 2.0mm	1.95m	.80m	10	N/A	60
BOAT STD*	4.9m	Bottom 3.0 & Sides 2.0mm	1.95m	.80m	11	160	50
MASTA DLX*	4.9m	Bottom 3.0 & Sides 2.0mm	1.95m	.80m	11	N/A	70

\*with cast platform standard.

## SPORTS CABS

TYPE	SIZE	MATERIAL	BEAM	DEPTH	NUMBER OF FLOOR RIBS	APPROX. WEIGHT Kg	MAX Hp
CAB	5.0m	Bottom 3.0 & Sides 2.0mm	2.10m	1.10m	14	430	90
CAB*	5.5m	Bottom 4.0 & Sides 3.0mm	2.20m	1.10m	-	550	120
CAB*	6.0m	Bottom 5.0 & Sides 3.0mm	2.40m	1.30m	-	710	200
PRO CAB	5.2m	Bottom 3.0 & Sides 2.0mm	2.20m	1.10m	14	485	115

\*plate construction.

## PUNTS

TYPE	SIZE	MATERIAL	BEAM	DEPTH	NUMBER OF FLOOR RIBS	APPROX. WEIGHT Kg	MAX Hp
PUNT LW	3.0m	Bottom & Sides 1.2mm	1.42m	.46m	5	55	5
PUNT HD	3.0m	Bottom & Sides 1.6mm	1.42m	.46m	5	60	8
PUNT HD	3.7m	Bottom & Sides 1.6mm	1.42m	.46m	6	73	10
PUNT HD	3.86m	Bottom & Sides 1.6mm	1.42m	.46m	7	78	15
PUNT HD	4.3m	Bottom 2.0 & Sides 1.6mm	1.75m	.51m	8	N/A	30

# CENTRE CONSOLE BOATS

TYPE	SIZE	MATERIAL	BEAM	DEPTH	NUMBER OF FLOOR RIBS	APPROX. WEIGHT Kg	MAX Hp
STD	4.0m	Bottom 2.0 & Sides 1.6mm	1.70m	.78m	10	160	35
STD	4.3m	Bottom 2.0 & Sides 1.6mm	1.90m	.80m	11	190	40
DLX	4.3m	Bottom 3.0 & Sides 2.0mm	1.90m	.80m	11	220	50
STD	4.6m	Bottom 3.0 & Sides 2.0mm	2.00m	1.00m	12	305	50
DLX	4.6m	Bottom 3.0 & Sides 2.0mm	2.00m	1.00m	12	N/A	60
STD	4.9m	Bottom 3.0 & Sides 2.0mm	2.00m	1.00m	13	325	60
DLX	4.9m	Bottom 3.0 & Sides 2.0mm	2.00m	1.00m	13	N/A	70
DLX	5.0m	Bottom 3.0 & Sides 2.0mm	2.10m	1.10m	14	380	90
DLX	5.2m	Bottom 3.0 & Sides 2.0mm	2.20m	1.10m	14	420	115
DLX*	5.5m	Bottom 4.0 & Sides 3.0mm	2.20m	1.10m	-	N/A	120
DLX*	6.0m	Bottom 5.0 & Sides 3.0mm	2.40m	1.30m	-	640	150

\*plate construction

# DINGHIES

TYPE	SIZE	MATERIAL	BEAM	DEPTH	NUMBER OF FLOOR RIBS	APPROX. WEIGHT Kg	MAX Hp
LW	2.4m	Bottom & Sides 1.2mm	1.38m	.48m	3	36	3
HD	2.4m	Bottom & Sides 1.6mm	1.38m	.48m	3	39	3
LW	3.0m	Bottom & Sides 1.2mm	1.46m	.53m	5	50	6
HD	3.0m	Bottom & Sides 1.6mm	1.46m	.53m	5	55	8
LW	3.4m	Bottom & Sides 1.2mm	1.46m	.53m	6	54	8
HD	3.4m	Bottom & Sides 1.6mm	1.46m	.53m	6	60	10
DINGHY	3.7m	Bottom & Sides 1.6mm	1.55m	.64m	7	80	20
DINGHY	3.86m	Bottom & Sides 1.6mm	1.60m	.70m	7	85	25
DINGHY	4.0m	Bottom 2.0 & Sides 1.6mm	1.70m	.78m	10	110	30
DINGHY	4.3m	Bottom 2.0 & Sides 1.6mm	1.90m	.80m	11	130	40
DINGHY	4.6m	Bottom 3.0 & Sides 2.0mm	2.00m	1.00m	12	145	50
DINGHY	4.9m	Bottom 3.0 & Sides 2.0mm	2.00m	1.00m	13	160	60
ESCAPE	4.0m	Bottom 2.0 & Sides 1.6mm	1.70m	.78m	10	N/A	35
ESCAPE	4.3m	Bottom 2.0 & Sides 1.6mm	1.90m	.80m	11	210	40
ESCAPE	4.6m	Bottom 3.0 & Sides 2.0mm	2.00m	1.00m	12	N/A	60

# RUNABOUTS

TYPE	SIZE	MATERIAL	BEAM	DEPTH	NUMBER OF FLOOR RIBS	APPROX. WEIGHT Kg	MAX Hp
STD	4.0m	Bottom 2.0 & Sides 1.6mm	1.70m	.78m	10	130	30
DLX	4.0m	Bottom 2.0 & Sides 1.6mm	1.70m	.78m	10	190	40
STD	4.3m	Bottom 2.0 & Sides 1.6mm	1.90m	.80m	11	145	35
DLX	4.3m	Bottom 2.0 & Sides 1.6mm	1.90m	.80m	11	N/A	50
STD	4.6m	Bottom 3.0 & Sides 2.0mm	2.00m	1.00m	12	180	50
DLX	4.6m	Bottom 3.0 & Sides 2.0mm	2.00m	1.00m	12	N/A	60
STD	4.9m	Bottom 3.0 & Sides 2.0mm	2.00m	1.00m	13	200	50
DLX	4.9m	Bottom 3.0 & Sides 2.0mm	2.00m	1.00m	13	N/A	70
DLX	5.0m	Bottom 3.0 & Sides 2.0mm	2.10m	1.10m	14	380	90
DLX	5.2m	Bottom 3.0 & Sides 2.0mm	2.20m	1.10m	14	420	90

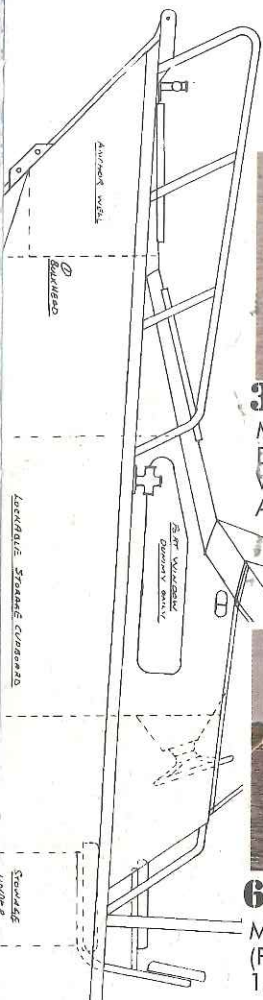
**STANDARD FEATURES INFORMATION  
AVAILABLE FROM YOUR LOCAL DEALER**

# CUSTOM BOATS



SEA JAY manufacturers custom boats as well as the standard range.

The custom boats produced cover a diverse range and have included glass bottoms used for coral viewing as in the 4.4 metre model shown here and survey vessels .



## 3.7M PUNT HD

MATERIAL: Bottom & Sides 1.6mm BEAM: 1.42m  
DEPTH: .46m NUMBER OF FLOOR RIBS: 6  
WEIGHT APPROX.: 73kg MAX Hp: 10  
ALSO AVAILABLE 3M, 3.86M & 4.3M



## 6.0M SPORTS CAB

MATERIAL: Bottom 5mm & Sides 3mm  
(PLATE CONSTRUCTION) BEAM: 2.4m DEPTH:  
1.3m WEIGHT APPROX.: 710kg MAX Hp: 200

You can have a quality craft of our hull design but with the flexibility of altering the interior layout specifications to suit your particular needs.

There's a SEA JAY boat right for you so contact your local distributor.

YOUR LOCAL SEA JAY DISTRIBUTOR

# SEA JAY WARRANTY

SEA JAY Aluminium Boats are warranted to the original purchaser to be free from defects in material and workmanship for a period of two years from date of purchase. The warranty is only to be made good at the factory, with freight pre-paid, any such defect, provided that the boat has not been subject to misuse, abuse or negligence and has not been powered with a motor of more power than the maximum recommended on the specifications sheet.

N.B. Boats used commercially are not warranted unless, entirely at our option, claims are passed for special reasons on a goodwill basis.

COMMERCIAL USE - IMPORTANT: SEA JAY Boats will be chosen by commercial users throughout Australia, however, as possible commercial applications and the conditions of usage are so varied, and as success depends to a large degree on the user exercising due care, SEA JAY does not warrant boats used commercially (except at our total discretion) nor warrant that SEA JAY Boats are suitable for your particular commercial application and the purchaser must satisfy themselves in this regard.

Paintwork not warranted.

THE SPECIFICATIONS CONTAINED HEREIN ARE CORRECT AT THE TIME OF PRINTING, HOWEVER WE RESERVE THE RIGHT TO ALTER WITHOUT NOTICE.

ASK YOUR DEALER FOR A SPECIFICATION SHEET FOR FURTHER DETAILS AND OTHER OPTIONS ON ALL BOATS.



BUNDABERG QLD.

Your personalised aluminium boat manufacturer

**2 MADDISON COURT  
BUNDABERG QUEENSLAND 4670  
PHONE (071) 522 676  
FAX (071) 535 075**