

SEA JAY Boats

2 Maddison Court, Bundaberg, Queensland, 4670. Phone and Fax: 071 - 522 676

2.4m DINGHY

BEAM: 1.38m
 DEPTH: 0.48m
 MAX: 3HP
 WEIGHT APPROX: 36kg
 BOTTOM AND SIDES 1.2
 MARINE GRADE ALLOY



*From our
 smallest
 to our
 largest*

5.2m PRO CAB

BEAM: 2.2m
 DEPTH: 1.1m
 MAX: 115HP
 BOTTOM: 3.00mm Alloy
 SIDES: 2.00mm Alloy
 WEIGHT APPROX: 485kg

5.5 PRO CAB
 ALSO AVAILABLE



6.0m SPORTS CAB

5.0m SPORTS CAB
 ALSO AVAILABLE

BEAM: 2.4m
 DEPTH: 1.3m
 MAX: 200HP
 BOTTOM: 5.0mm Alloy
 SIDES: 3.00mm
 WEIGHT APPROX: 710kg




*Your Personalised Aluminium
 Boat Manufacturer*

Dinghies

3.0 m DINGHY
LIGHT WEIGHT
 BEAM: 1.46m
 DEPTH: 0.53m
 MATERIAL: 1.2mm Alloy
 MAX: 6HP
 WEIGHT APPROX: 50kg


HEAVY DUTY
 BEAM: 1.46m
 DEPTH: 0.53m
 MATERIAL: 1.6 Alloy
 MAX: 8HP
 WEIGHT APPROX: 55kg



3.4 m DINGHY


LIGHT WEIGHT
 BEAM: 1.46m
 DEPTH: 0.53m
 MATERIAL: 1.2mm Alloy
 MAX: 8HP

HEAVY DUTY
 BEAM: 1.46m
 DEPTH: 0.53m
 MATERIAL: 1.6 Alloy
 MAX: 10HP
 WEIGHT APPROX. L/W - 54kg
 H/D - 60kg




3.7 m DINGHY

BEAM: 1.55m
 DEPTH: 0.64m
 MAX: 20HP
 BOTTOM AND SIDE MARINE GRADE ALLOY
 WEIGHT: 80KG



3.86m DINGHY


BEAM: 1.6m
 DEPTH: 0.70m
 BOTTOM AND SIDES 1.6 MARINE GRADE ALLOY
 WEIGHT APPROX: 85kg
 MAX: 25HP



4.0m DINGHY

BEAM: 1.70m
 DEPTH: 0.78m
 MAX: 30HP


BOTTOM: 2.0mm ALLOY
 SIDES: 1.6mm ALLOY
 WEIGHT APPROX: 110kg



4.3m DINGHY

BEAM: 1.9m
 DEPTH: 0.8m
 MAX: 40HP

BOTTOM: 2.0mm ALLOY
 SIDES: 1.6mm ALLOY
 WEIGHT APPROX: 130kg



4.6m DINGHY

BEAM: 2.0m
 DEPTH: 1.0m
 MAX: 50HP

4.9m DINGHY ALSO AVAILABLE

BOTTOM: 2.0mm ALLOY
 SIDES: 1.6mm ALLOY
 WEIGHT APPROX: 145kg



Centre Console Options

4.0m CENTRE CONSOLE

Painting Optional.

BEAM: 1.7m
DEPTH: 0.78m
MAX: 35HP
BOTTOM: 2.0mm ALLOY
SIDES: 1.6mm ALLOY
WEIGHT APPROX: 160kg



4.3m CENTRE CONSOLE

(Specifications apply to standard model)

BEAM: 1.9m
DEPTH: 0.8m

MAX: 40HP
WEIGHT APPROX: 190kg
BOTTOM: 2.0mm ALLOY
SIDES: 1.6mm ALLOY



DLX MODEL SHOWN

4.6m CENTRE CONSOLE

(Specifications apply to standard model)

BEAM: 2.0m
DEPTH: 1.0m
MAX: 50HP
WEIGHT APPROX: 305kg
BOTTOM: 2.0mm ALLOY
SIDES: 1.6mm ALLOY




ALSO AVAILABLE
4.9m STD & DLX

DLX MODEL SHOWN

5.0m CENTRE CONSOLE DLX

BEAM: 2.1m
DEPTH: 1.1m
MAX: 90HP


BOTTOM: 3.0mm ALLOY
SIDES: 2.0mm ALLOY
WEIGHT APPROX: 380kg



5.2m CENTRE CONSOLE DLX

BEAM: 2.2m
DEPTH: 1.1m
MAX: 115HP
BOTTOM: 3.0mm ALLOY

SIDES: 2.0mm ALLOY
WEIGHT APPROX: 420kg



6.0m CENTRE CONSOLE DLX


BEAM: 2.4m
DEPTH: 1.3m
MAX: 150HP
BOTTOM: 5.0mm ALLOY
SIDES: 3.0mm ALLOY
WEIGHT APPROX: 640kg



5.2m PRO RUNABOUT

ALSO AVAILABLE FROM 4.0m AS DINGHY'S AND RUNABOUT'S


BEAM: 2.0m
DEPTH: 1.0m
MAX: 70HP
BOTTOM: 3.00mm ALLOY
SIDES: 2.0mm ALLOY



Bream Boats and Runabouts


3.7m BREAM BOAT

BEAM: 1.55m
DEPTH: .58m
MAX: 20HP
BOTTOM AND SIDES 1.6
MARINE GRADE ALLOY
WEIGHT APPROX: 85kg



3.7m BREAM BOAT


(With swivel seats)
BEAM: 1.55m
DEPTH: .58m
MAX: 20HP
BOTTOM AND SIDES 1.6
MARINE GRADE ALLOY



4.0m BREAM BOAT

BEAM: 1.65m
DEPTH: 0.60m
MAX: 25HP


BOTTOM AND SIDES 1.6
MARINE GRADE ALLOY
WEIGHT APPROX: 106kg



4.3m BREAM BOAT

BEAM: 1.73m
DEPTH: .68m
MAX: 35HP

BOTTOM 2.0mm AND SIDES 1.6mm
MARINE GRADE ALLOY
WEIGHT APPROX: 125kg



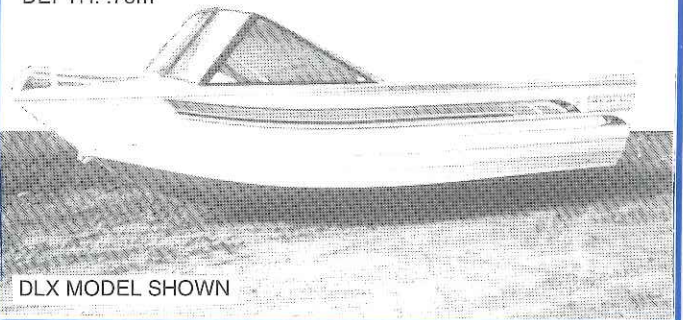
4.6m AND 4.8m BREAM BOAT
ALSO AVAILABLE

4.0m RUNABOUT

(Specifications apply
to standard model)

BEAM: 1.70m
DEPTH: .78m

WEIGHT APPROX: 130kg
BOTTOM: 2.0mm ALLOY
SIDES: 1.6mm ALLOY
MAX: 30HP



DLX MODEL SHOWN

4.3m RUNABOUT

(Specifications apply
to standard model)

BEAM: 1.90m
DEPTH: .80m
MAX: 35HP
BOTTOM: 2.0mm ALLOY
SIDES: 1.6mm ALLOY
WEIGHT APPROX: 145kg
DLX MODEL SHOWN




4.6m RUNABOUT

(Specifications apply
to standard model)

4.9, 5.0, 5.2 RUNABOUT
STD & DLX ALSO AVAILABLE

BEAM: 2.0m
DEPTH: 1.0m
MAX: 50HP
BOTTOM: 2.00mm ALLOY
SIDES: 1.6mm ALLOY
WEIGHT APPROX: 180kg



DLX MODEL SHOWN

Centre Console Options

4.0m CENTRE CONSOLE

Painting Optional.

BEAM: 1.7m
DEPTH: 0.78m
MAX: 35HP
BOTTOM: 2.0mm ALLOY
SIDES: 1.6mm ALLOY
WEIGHT APPROX: 160kg



4.3m CENTRE CONSOLE

(Specifications apply to standard model)

MAX: 40HP
WEIGHT APPROX: 190kg
BOTTOM: 2.0mm ALLOY
SIDES: 1.6mm ALLOY

BEAM: 1.9m
DEPTH: 0.8m

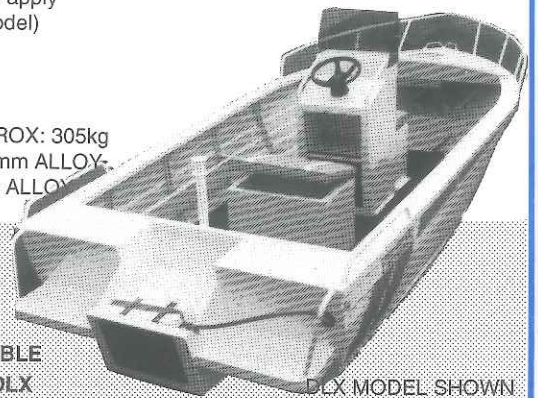


DLX MODEL SHOWN

4.6m CENTRE CONSOLE

(Specifications apply to standard model)

BEAM: 2.0m
DEPTH: 1.0m
MAX: 50HP
WEIGHT APPROX: 305kg
BOTTOM: 2.0mm ALLOY
SIDES: 1.6mm ALLOY




ALSO AVAILABLE
4.9m STD & DLX

DLX MODEL SHOWN

5.0m CENTRE CONSOLE DLX

BEAM: 2.1m
DEPTH: 1.1m
MAX: 90HP


BOTTOM: 3.0mm ALLOY
SIDES: 2.0mm ALLOY
WEIGHT APPROX: 380kg



5.2m CENTRE CONSOLE DLX

BEAM: 2.2m
DEPTH: 1.1m
MAX: 115HP
BOTTOM: 3.0mm ALLOY

SIDES: 2.0mm ALLOY
WEIGHT APPROX: 420kg



6.0m CENTRE CONSOLE DLX


BEAM: 2.4m
DEPTH: 1.3m
MAX: 150HP
BOTTOM: 5.0mm ALLOY
SIDES: 3.0mm ALLOY
WEIGHT APPROX: 640kg



5.2m PRO RUNABOUT

ALSO AVAILABLE FROM 4.0m AS DINGHY'S AND RUNABOUT'S

BEAM: 2.0m
DEPTH: 1.0m
MAX: 70HP
BOTTOM: 3.00mm ALLOY
SIDES: 2.0mm ALLOY



Sea Jay Boats on the move

3.0m DINGHY



3.86m DINGHY



SEA JAY Boats
ALUMINIUM BOAT MANUFACTURER

The Sea Jay Two Year Warranty

Sea Jay Aluminium Boats are warranted to the original purchaser to be free from defects in material and workmanship for a period of two years from date of purchase. The warranty is only to be made good at the factory, with freight pre-paid, any such defect, provided that the boat has not been subject to misuse, abuse or negligence, and has not been powered with a motor of more power than the maximum recommended on the specifications sheet.

N.B. Boats used commercially are not warranted unless, entirely at our option, claims are passed for special reasons on a goodwill basis.

COMMERCIAL USE - IMPORTANT: Sea Jay Boats will be chosen by commercial users throughout Australia, however, as possible commercial applications and the conditions of usage are so varied, and as success depends to a large degree on the user exercising due care, Sea Jay do not warrant boats used commercially (except at our total discretion) nor warrant that Sea Jay Boats are suitable for your particular commercial application and the purchaser must satisfy himself in this regard. Paintwork not warranted.

THE SPECIFICATIONS CONTAINED HEREIN ARE
CORRECT AT THE TIME OF PRINTING, HOWEVER WE
RESERVE THE RIGHT TO ALTER WITHOUT NOTICE.

**YOUR SEA JAY BOATS
DISTRIBUTOR**

PLACE DISTRIBUTOR STAMP HERE

4.6m CENTRE CONSOLE



3.7m BREAM BOAT

